


ALUMINUM

9990

- Oversized Aluminum Frame
- SHIMANO Deore XT STI



Oversized Alloy Headset & Cr-Mo Investment Fork



ARAYA RM-20 Super-Hard Anodized Rims

7790

- Oversized Aluminum Frame
- SHIMANO Deore DX STI



Oversized Stays



WHEELER Lite Gel Saddle,

MTB COMPETITION

8890

- TANGE MTB PRESTIGE Frame
- SHIMANO Deore XT STI
- Internal Copper Cable Routing



SCHNEIDER Saddle, WHEELER Seatpost & WHEELER Seatstays



Cr-Mo Investment w/Fillet Brazed Crown Fork

8090

- TANGE MTB OVERSIZE Frame w/Internal Cable Routing
- SHIMANO Deore XT STI



Chrome Rear Stays

MTB COMPETITION

6690

- TANGE MTB Triple Butted Tubing
- SHIMANO Deore DX STI




WHEELER High Column Headset



WHEELER Direct Rake Cr-Mo TANGE Fork

5590

- TANGE Cr-Mo Frame
- SHIMANO Deore LX STI



WHEELER CUSTOM GEAR



WHEELER TIRES

- ISERAN: Popular hybrid tire for commuting, paved or dirt roads. 700x35C
- GALIBIER: Hardcore performance on all-terrain including road. 26.0x2.0 inches
- MITCHELL: Heavy-Duty offroad performance. 26.0x2.0 inches.



SADDLEBAG (M)

- 175cm³ capacity

SADDLEBAG (L)

- 350cm³ capacity



TOOLKIT/BAG

- 640cm³ capacity
- Tools 8, 9, 10mm socket heads
- Phillips & Flat Screwdriver heads
- 4, 5, 6mm Allen heads



STEM BAG (M) STEM BAG (L)



OFFROAD BOTTLECAGES

- Alloy in black, yellow, neon pink, neon green, blue, red or silver



OFFROAD TOECLIPS & QUICKSTRAPS

- Clip Colors: black, neon yellow, neon red, neon green
- Strap Colors: black, neon green, orange, yellow or pink



OFFROAD HEADSETS

- Steel 30/22.2mm
34/25.4mm
- Alloy 37/28.6mm



OFFROAD BARS

- in black, silver, neon yellow, neon pink, neon green or pearl white



CONTROL GRIPS

- in neon pink, yellow, green orange and black, grey, red



STEMS

- CR-MO EXT. 130/150mm, ϕ 22.2mm black, purple, white, aqua, red, neon yellow, green, pink.
- EXT. 115/135mm, ϕ 25.4mm - Black
- EXT. 135/150mm, ϕ 28.6mm - Black
- TUBULAR ALLOY EXT. 130/145mm, ϕ 28.6mm - Black
- FORGED ALLOY EXT. 110/130mm, ϕ 22.2mm - Black



HIP PACK

- Wide buckle for comfort
- 2 side compartments
- 850cm³ capacity



SHOULDERBAG


- Framefit
- 100cm³ capacity



RACE JERSEY, RACE SHORTS, HAT, & SOCKS




RACE JACKET, SHORTS, HAT AND LADIES TOP, GLOVES



OFFROAD PEDALS

- WHEELER 330 Alloy
- WHEELER 331 Alloy



FRONT AND REAR RACKS

- WHEELER Alloy black anodized ϕ 8mm. STAYS
- 2 Sizes:
MTB: R360mm F345mm
CROSS 700C: R380mm F345mm



SADDLES

- WHEELER LITE GEL SADDLE
- WHEELER 2288 SADDLE copper riveted
- 1. Vinyl
- 2. Leather

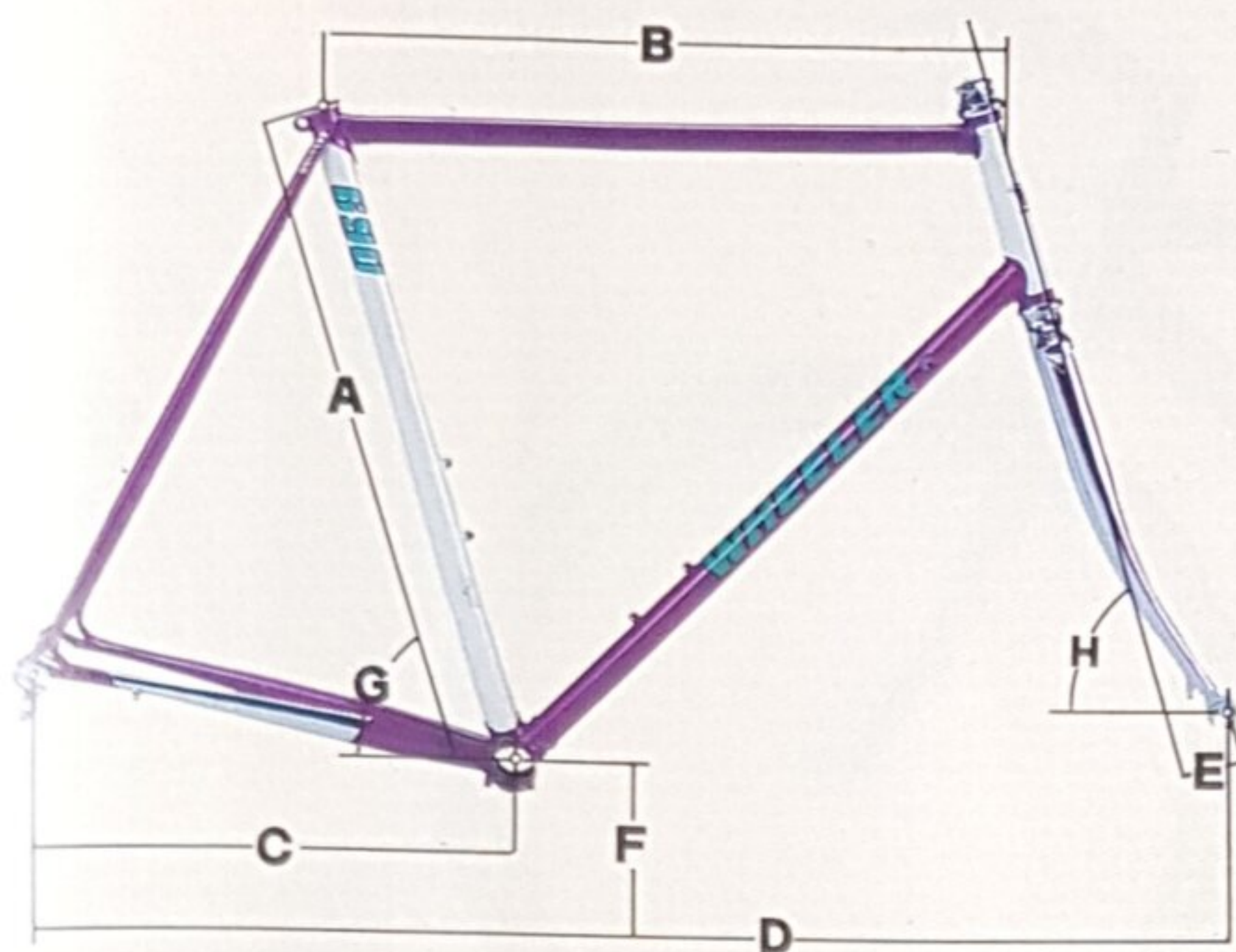
WHEELER SEATPOST

- Alloy 26.4 26.6 26.8 27.0 27.2mm
- Cr-Mo 26.4 26.6 26.8 27.0 27.2 30.0 31.8mm



KICKSTAND ● Alloy 26" and 700C

FRAME SPECIFICATIONS



	A	B	C	D	E	F	G	H	
MTB LUG	18"	460	565	435	1078	45	300	73	70
	20½"	522	585	435	1083	45	300	73	70
	22"	560	585	435	1086	45	300	73	70
MTB TIG	16"	410	544	435	1061	55	297	73	70
	18"	460	544	435	1061	55	297	73	70
	20½"	522	560	435	1069	55	297	73	70
	22"	560	560	435	1071	55	297	73	70
ATB LUG	18"	460	544	435	1061	55	297	73	70
	20½"	522	560	435	1069	55	297	73	70
	22"	560	560	435	1071	55	297	73	70
MTB ALUMINUM	18"	460	565	435	1076	45	300	74	71
	20½"	522	565	435	1093	45	300	74	70
	22"	560	585	435	1093	45	300	74	70
CROSS LUG	18"	460	566	435	1069	55	297	72.5	71
	20½"	522	578	435	1065	55	297	72.5	71
	22"	560	578	435	1066	55	297	72.5	71
	23"	585	578	435	1066	55	297	72.5	71
RACING	48 CM	480	535	410	996	45	282	73	72
	53 CM	530	555	410	999	45	280	73	72
	56 CM	560	560	410	1000	45	277	73	72
	59 CM	590	560	410	1000	45	277	73	72
	63 CM	630	560	410	1000	45	277	73	72

WHEELER PAINTING PROCESS

A) SURFACE PRETREATMENT

1. Hydroxite Degreasing
2. Water Rinse
3. Sulfuric Acid Dip
4. Water Rinse
5. Neutralization Rinse
6. Polishing & Buffing
7. Water Rinse
8. Oxalic Acid
9. Water Rinse
10. Phosphate Conversion Coatings
11. Chromic Acid Rinse

B) PAINTING PROCESS

12. Prime Coating
13. Touch Up By Hand
14. Interface Coating
15. Touch Up By Hand
16. Setting
17. Interface Coating
18. Touch Up By Hand
19. Drying
20. Face coating
21. Touch Up By Hand
22. Drying
23. Decaling
24. Clear Coating
25. Drying

A) DIE OBERFLAECHEBEHANDLUNG

1. Reinigung, Entfernen von Fettrückständen
2. Wasserreinigung
3. Chemische Reinigung Acid
4. Wasserreinigung
5. Neutralisationsreinigung
6. Polieren und Säubern von Hand
7. Wasserreinigung
8. Chemische Reinigung
9. Wasserreinigung
10. Phosphatierung
11. Chemische Reinigung

B) DIE LACKIERUNG

12. Grundlackierung, elektrostatisch
13. Nachlackierung von Hand
14. Erste Lackierung, elektrostatisch
15. Nachlackierung von Hand
16. Trocknen bei Normaltemperatur
17. Zweite Lackierung, elektrostatisch
18. Nachlackierung von Hand
19. Ofentrocknung
20. Dritte Lackschicht, elektrostatisch
21. Nachlackierung von Hand
22. Ofentrocknung
23. Aufkleben des Dekors
24. Klarschichtlackierung
25. Ofentrocknung

A) TRAITEMENT DE SURFACE

1. Degraissage Hydroxite
2. Ringage a l'eau
3. Trempage Acide sulfurique
4. Ringage a l'eau
5. Ringage neutralisant
6. Poussage et tamponnage
7. Ringage a l'eau
8. Acide Oxalic
9. Ringage a l'eau
10. Sous Couche phosphatante
11. Ringage a l'acide chromic

B) EMAILLAGE

12. Sous-Couche primaire
13. Finition a la main
14. Sous-Couche intermediaire
15. Finition a la main
16. Pose a la temperature normale
17. Sous-Couche intermediaire
18. Finition a la main
19. Sechage au four
20. Emaillage couche de finition
21. Finition a la main
22. Sechage au four
23. Pose des decors
24. Vernis de Finition
25. Sechage au four

A) PRE-TRATTAMENTO SUPERFICIALE

1. Sgrassaggio idrossido
2. Risciacquo con acqua
3. Degappaggio all'acido solforico
4. Risciacquo con acqua
5. Risciacquo di neutralizzazione
6. Lucidatura & brillantatura
7. Risciacquo con acqua
8. Bagno di acido ossalico
9. Risciacquo con acqua
10. Fosfatazione
11. Risciacquo con acido cromatico

B) PROCESSO DI VERNICIATURA

12. Prima verniciatura
13. Ritocco a mano
14. Prima verniciatura intermedia
15. Ritocco a mano
16. Fase di asciugatura
17. Seconda verniciatura intermedia
18. Ritocco a mano
19. Asciugatura forno
20. Verniciatura finale
21. Ritocco a mano
22. Asciugatura forno
23. Montaggio decalcomanie
24. Verniciatura trasparente finale
25. Asciugatura forno

WHEELER AGENCIES:

AUSTRIA

JAMOTO IMPORT
TELFAX: 0222-865150310

DENMARK

H.F. CHRISTIANSEN A/S
TELFAX: 06-423998

GERMANY & BENELUX

AUGUSTA RADSPORT VERTRIEBS GMBH
TELFAX: 0821-793901

FRANCE

PROFIRST S.A.
TELFAX: 032-231908

ITALY

INTERMAC S.R.L.
TELFAX: 049-774094

SWITZERLAND

INTERCYCLE S.A.
TELFAX: 045-218336

SWEDEN

BJORK & CO.
FAX NO. 8-6125220

SPAIN

DAKAR DISTRIBUCIONES CICLISTAS, S.L.
TELEPHONE: (96) 5433545

SPECIFICATIONS

MODEL	9990	7790	8890	8090	6690	5590	3590	2090	2590	2490	200	5090	4090	2390	1990	6290	4890	3290	2290
FRAME RAHMEN CADRE TELAIO	Aluminum oversize T/T 34.9mm D/T 45.0 S/T 34.9	Aluminum oversize T/T 34.9mm D/T 45.0 S/T 34.9	Tange Prestige	Tange D.B. Oversize T/T31.8/D/T34.9 S/T31.8mm	Tange Triple Butted	Tange Cr-Mo	Tange Cr-Mo Oversize HEAD Tube	Tange Cr-Mo	Tange Cr-Mo	Hi-Tensile	Hi-Tensile	Tange Cr-Mo	Tange Cr-Mo	Tange Cr-Mo	Hi-Tensile	Tange Infinity D.B.	Tange Cr-Mo	Tange Cr-Mo	Tange Cr-Mo
FORK GABEL FOURCHE FORCELLA	Cr-Mo Oversize Investment Cast	Cr-Mo Oversize Investment Cast	Tange Cr-Mo Flare brazed Investment Cast	Tange Cr-Mo Oversize	Tange Cr-Mo	Tange Cr-Mo	Tange Cr-Mo	Hi-Tensile	Hi-Tensile	Hi-Tensile	Hi-Tensile	Tange Cr-Mo	Hi-Tensile	Hi-Tensile	Hi-Tensile	Tange Cr-Mo	Tange Cr-Mo	Hi-Tensile	Hi-Tensile
DERAILLEUR SET SCHALTGRUPPE DERAILLEURS GRUPPO CAMBIO	Shimano Deore XT 21-Speed	Shim. Deore DX 21-Sp	Shim. Deore XT 21-Sp	Shim. Deore XT 21-Sp	Shim. Deore DX 21-Sp	Shim. Deore LX 21-Sp	Shim. 300 LX 21-Sp	Shim. 200GS 21-Sp	Shim. Tourney SIS 18-Sp	Shim. Tourney SIS 18-Sp	Shim. Tourney SIS 12-Sp	Shim. Deore LX 21-Sp	Shim. 400 LX 21-Sp	Shim. 200GS 21-Sp	Shim. SIS 21-Sp	Shim. 105 14-Sp	Shim. RX-100 14-Sp	Shim. 300 EX 14-Sp	Shimano Tourney SIS 12-Sp
HUBS NABENSATZ MOYEU MOZZI	Shimano Hyperglide 13-30 7-SPEED	Shim. Hyperglide 13-30 7-SP	Shim. Hyperglide 13-30 7-SP	Shim. Hyperglide 13-30 7-SP	Shim. Hyperglide 13-30 7-SP	Shim. Hyperglide 13-30 7-SP	Shim. Hyperglide 14-32 7-SP	Shim. Hyperglide 14-32 7-SP	Shim. Hyperglide freewheel 14-28 6-Sp	Hyperglide freewheel 14-28 6-Sp	Hyperglide freewheel 14-28 6-Sp	Hyperglide 12-28 7-Sp	Hyperglide 12-28 7-Sp	Hyperglide 12-28 7-Sp	Hyperglide Freewheel 14-28 6-Sp	Hyperglide 13-26 7-Sp	Hyperglide 12-28 7-Sp	Shim. Hyperglide 14-28 7-Sp	Shim. Hyperglide 14-28 6-Sp
CHAINWHEEL KURBELSATZ PLATEAUX MANIVELLES GUARNITURA	Shimano Deore XT Superglide 48/38/28	Shim. Deore DX Superglide 48/38/28	Shim. Deore XT Superglide 48/38/28	Shim. Deore XT Superglide 48/38/28	Shim. Deore DX Superglide 48/38/28	Shim. Deore LX Superglide 48/38/28	Shim. 300 LX Superglide 48/38/28	Shim. 200GS Superglide 48/38/28	SR 48/38/28 Alloy Cranks	SR 48/38/28 Alloy Cranks	28/40 steel	Shim. Deore LX Superglide 48/38/28	Shim. 400 LX Superglide 48/38/28	Shim. 200 GS Superglide 48/38/28	SR 48/38/28 Alloy Cranks	Shim. 105 Superglide 52/42	Shim. RX-100 Superglide 52/42	Shim. 300 EX Superglide 52/42	SR Alloy Crank 52/42
PEDALS PEDALE PEDALES PEDALI	Shimano Deore XT Competition	WHEELER Alloy	Shim. Deore XT Competition	Shim. Deore XT Competition	WHEELER Alloy	WHEELER Alloy	Steel/Resin	Resin	Resin	Resin	Resin	WHEELER Alloy	Steel/Resin	Resin	Resin	Shim. 105 Toe Clip & Straps	Alloy, Toe Clip & Straps	Alloy, Toe Clip & Straps	Alloy, Toe Clip & Straps
BRAKES BREMSEN FREINS FRENI	Shimano Deore XT F/R U-Brake on Seat Stays	Shim. Deore DX F/R Canti	Shim. Deore XT F/R U-Brake on Seat Stay	Shim. Deore XT F/R Canti	Shim. Deore DX F/Canti, R/U Brake	Shim. Deore LX F/R Canti	Shim. 300 LX F/Canti, R/U Brake	Shim. 200GS F/R Canti	Alloy Canti	Alloy Canti	Steel	Shim. Deore LX Canti F/R	Shim. 400 LX Canti F/R	Shim. 200 GS Canti F/R	Plastic Canti	Shim. 105	Shim. RX-100	Shim. 300 EX	Dia Compe Alloy Q. R.
SEAT POST SÜTTELSTUTZE TIGRE DE SELLE REGGISELLA	WHEELER Cr-Mo	WHEELER Cr-Mo Black	WHEELER Cr-Mo Black	Alloy Index	Alloy Index	Alloy Index	Alloy	Alloy	Alloy	Alloy	Steel	Alloy index	Alloy	Alloy	Alloy	Alloy	Alloy	Alloy	Alloy
HEADSET STEUERSATZ JEU DE DIRECTION SERIE STERZO	WHEELER Alloy Oversize	WHEELER Alloy Oversize	Shim. Deore XT	WHEELER Oversize	Shim. 500, WHEELER High Column	Shim. 500 WHEELER High Column	WHEELER Oversize Steel	WHEELER Black Steel	C. P. Steel	C. P. Steel	C. P. Steel	Shim. 500, WHEELER High Column	WHEELER Black Steel	C. P.	C. P.	Shim. 105, WHEELER High Column	Shimano 500, WHEELER High Column	C. P.	C. P.
HANDLEBAR LENKERBUGEL CINTRE MANUBRIO	WHEELER Alloy	WHEELER Alloy Black	WHEELER Alloy Black	WHEELER Alloy	WHEELER Alloy	WHEELER Alloy	WHEELER Alloy	WHEELER Alloy	WHEELER Alloy	Steel	Steel	WHEELER Alloy	WHEELER Alloy	WHEELER Alloy	WHEELER Alloy	Modolo Alloy	Modolo Alloy	Alloy	Alloy
STEM LENKERVORBAU POTENCE ATTACCO	WHEELER Cr-Mo 135/150mm Ext. Oversize	WHEELER Cr-Mo 135/150mm Oversize	WHEELER Cr-Mo 130/150mm	WHEELER Cr-Mo Oversize 130/150mm	WHEELER Cr-Mo 130/150mm	WHEELER Cr-Mo 130/150mm	WHEELER Cr-Mo 115/135mm Oversize	SR Alloy 100mm	Alloy 100mm	Steel 100mm	Steel 80mm	WHEELER Alloy 100/130mm	WHEELER Alloy 100/130mm	SR Alloy 100mm	SR Alloy 100mm	WHEELER Alloy 80/100/120mm	WHEELER Alloy 80/100/120mm	WHEELER Alloy 80/100/120mm	WHEELER Alloy 80/100/120mm
SEAT SATTTEL SELLE SELLA	WHEELER Lite Gel Lycra	WHEELER Lite Gel Lycra	Schneider Gel Lycra	WHEELER Copper riveted	WHEELER Copper riveted	WHEELER Copper riveted	WHEELER Copper riveted	WHEELER Vinyl	WHEELER Vinyl	WHEELER Vinyl	WHEELER Vinyl	WHEELER Copper riveted	WHEELER Copper riveted	WHEELER Vinyl	WHEELER Vinyl	WHEELER Lite Gel Lycra	WHEELER Lite Gel Lycra	WHEELER Vinyl	WHEELER Vinyl
RIMS FELGEN JANTES CERCHI	Araya RM-20 Super-Hard Black. 36H	Araya RM-20 Black. 36H	Araya RM-20 Super-Hard Black. 36H	Araya RM-20 Black. 36H	Araya RX-7 Black. 36H	Araya VP-20 36H	Araya VP-20 36H	Araya VP-20 36H	Alloy, 36H	Alloy, 36H	STEEL, 36H	Mavic 3D, 36H	Mavic 3 Silver 36H	Araya SP-30 Silver 36H	Alloy Black, 36H	Mavic 190FB 36H	Mavic 190FB 36H	Mavic 190 FB 36H	Mavic 190 FB 36H
TIRES BEREFUNG BOYEUX COPERATURE	WHEELER MITCHELL 26X2.0	WHEELER MITCHELL 26X2.0	WHEELER MITCHELL 26X2.0	WHEELER MITCHELL 26X2.0	WHEELER MITCHELL 26X2.0	WHEELER MITCHELL 26X2.0	WHEELER GALIBIER 26X2.0	WHEELER GALIBIER 26X2.0	WHEELER CITY 26X1.75	WHEELER CITY 24X1.75	WHEELER CITY 20X1.75	WHEELER ISERAN 700X35C	WHEELER ISERAN 700X35C	WHEELER ISERAN 700X35C	WHEELER ISERAN 700X35C	Victoria Zefir 700X20C	Victoria Zefir 700X20C	Victoria Zefir 700X20C	700X23C Skin
SPOKES SPEICHERN RAYONS RAGGI	Stainless	Stainless	Stainless	Stainless	Stainless	Stainless	Stainless	Stainless	Stainless	UCP	UCP	Stainless	Stainless	Stainless	Stainless	Stainless	Stainless	Stainless	Stainless
COLOURS FARBEN COULEUR COLORI	Black/Neon Green & Neon Pink Splash	Neon Pink/ Black Splash	P. Purple/ Presmetic White	Metallic Blue	P.Black/Presmetic White	Black/ Neon Pink Splash	Black/Magenta- Mens & Ladies Aqua/Black	Neon Green/Pink Neon Pink/Green- Ladies	Red/Anthr. Mens & ladies	Neon Green/Pink Neon Pink/Green- Girls	Neon Green/Pink Neon Pink/Green- Girls	P. Purple/Yellow Mens & Ladies	P. Black/P. Red Mens & Ladies	P. Black/P. Purple Mens & Ladies	P. Black Mens & ladies	Special Anodized Purple W/C.P.	Anthr./Presmetic White	P. Aqua/P. White	P. Red/P. Blue
FRAME SIZE RÖHMENHOHE TAILLE MISURA TELAIO	18" 20 1/2" 22" 460 520 560mm	18" 20 1/2" 22"	18" 20 1/2" 22"	18" 20 1/2" 22"	18" 20 1/2" 22"	18" 20 1/2" 22"	18" 20 1/2" 22" Ladies 18" 20 1/2"	18" 20 1/2" 22" Ladies 18" 20 1/2"	18" 20 1/2" 22" Ladies 18" 20 1/2"	15" Boy & Girl	13" Boy & Girl	18" 20 1/2" 22" 23" Ladies 18" 20 1/2"	18" 20 1/2" 22" 23" Ladies 18" 20 1/2"	18" 20 1/2" 22" 23" 24" Ladies 18" 20 1/2"	20 1/4" 22" 23" Ladies 18" 20 1/2"	48 53 56 59 63 CM	48 53 56 59 63 CM	53 56 59 CM	53 56 59 CM

ALUMINUM

9990 • Over-sized Aluminum Frame
• SHIMANO Deore XT STI



Over-sized Alloy Headset & Cr-Mo Suspension Fork



SHIMANO 26-25 Super-High Android Shim



Over-sized Stays



WHEELER Lite Gel Saddle

7790 • Over-sized Aluminum Frame
• SHIMANO Deore DA STI



Over-sized Stays



WHEELER Lite Gel Saddle



MTB COMPETITION

8890 • TANGE MTB PRESTIGE Frame
• SHIMANO Deore XT STI
• Internal Copper Cable Routing



SCHWEGER Saddle, WHEELER Seatpost & WHEELER Seatstays



Cr-Mo Investment w/Flux Branded Crown Fork



Chrome Rear Stays

6690 • TANGE MTB Triple Butted Tubing
• SHIMANO Deore DA STI



WHEELER High Carbon Headset



WHEELER Direct Race Cr-Mo TANGE TSA

8090 • TANGE MTB OVERSIZE Frame w/Internal Cable Routing
• SHIMANO Deore XT STI



Chrome Rear Stays

5590 • Cr-Mo Frame
• SHIMANO Deore LX STI



Chrome Rear Stays



WHEELER Direct Race Cr-Mo TANGE TSA

MTB SPORT

3590 • TANGE Cr-Mo Tubing
• Over-sized Head Set
• SHIMANO 30 LX STI



Over-sized Headset & Stem



Dual Reinforced Over Stays



STI Levers



STI Super-glide Chainset & Over-sized Tubing

2090 • SHIMANO 30 LX STI
• STI SP



STI Levers




STI Super-glide Chainset & Over-sized Tubing

ATB KIDS

2490 • 24" Wheels 15" (380mm) Frame
• SHIMANO SIS Hyperglide
• 18-Speed



Carbon Fork



18-Speed Hyperglide



Carbon Lighting Set

200 • 20" Wheels 13.5" (340mm) Frame
• SIS Hyperglide
• 12-Speed



Carbon Lighting Set

RACING COMPETITION

6290 • TANGE INFINITY Double Butted Frame
• SHIMANO NEW SIS
• Cr Rear Stays and Fork



Internal Copper Cable Routing and WHEELER Lite Gel Saddle



WHEELER Design Bar

3290 • TANGE Cr-Mo Frame
• SHIMANO 300EX 14-Speed Hyperglide, Superglide, SIS



WHEELER High Carbon Headset



WHEELER Direct Race Cr-Mo TANGE TSA

4890 • TANGE Cr-Mo Frame
• SHIMANO 300 EX
• Cr Rear Stays and Fork



WHEELER High Carbon Headset



WHEELER Direct Race Cr-Mo TANGE TSA

2290 • TANGE Cr-Mo Frame
• SHIMANO SIS Hyperglide, 12-Speed



WHEELER High Carbon Headset



WHEELER Direct Race Cr-Mo TANGE TSA

RACING SPORT

700C CROSS

ATB

TREKKING

FRAME SPECIFICATIONS

5090 • TANGE Cr-Mo Frame
• SHIMANO Deore LX STI

2590 • TANGE Cr-Mo Frame 28" inch
• SHIMANO SIS Hyperglide
• 18 Speed

2390 • 21-Speed
• SHIMANO 200 GS STI

5090 Ladies • TANGE Cr-Mo Frame
• SHIMANO Deore LX STI
• Seat stay brake cable ruler

4090 • TANGE Cr-Mo Frame
• SHIMANO Active City 400 LX STI

1990 • SHIMANO SIS

WHEELER PAINTING PROCESS

	A	B	C	D	E	F	G	H	
MTS LBS	18"	460	565	435	1078	45	300	73	70
	20 1/2"	522	585	435	1083	45	300	73	70
	22"	560	585	435	1086	45	300	73	70
MTS TB	18"	410	544	435	1061	55	297	73	70
	18"	460	544	435	1061	55	297	73	70
	20 1/2"	522	560	435	1066	55	297	73	70
MTS ALUMINUM	18"	460	565	435	1076	45	300	74	71
	20 1/2"	522	585	435	1083	45	300	74	70
	22"	560	585	435	1093	45	300	74	70
CRACK LINE	18"	460	565	435	1065	55	297	72.5	71
	20 1/2"	522	578	435	1065	55	297	72.5	71
	22"	560	578	435	1066	55	297	72.5	71
SAWING	48 CM	480	535	410	999	45	287	73	72
	53 CM	530	555	410	999	45	287	73	72
	56 CM	550	560	410	1000	45	277	73	72
	58 CM	590	560	410	1000	45	277	73	72
	63 CM	630	560	410	1000	45	277	73	72

AI SURFACE PRETREATMENT	AI DIE OBERFLÄCHENBEHANDLUNG	AI TRAITEMENT DE SURFACE	AI PRE-TRATTAMENTO SUPERFICIALE
1. Hydraulic Degreasing	1. Reinigung, Entfernen von Fettverschmutzungen	1. Dégraissage Hydraulique	1. Sgrassaggio idraulico
2. Water Rinse	2. Wasserreinigung	2. Rincaggio a l'acqua	2. Risciacquo con acqua
3. Surface Acid Dip	3. Chemische Reinigung	3. Traitement Acide sulfurique	3. Degraissage ad acido solforico
4. Water Rinse	4. Wasserreinigung	4. Rincaggio a l'acqua	4. Risciacquo con acqua
5. Neutralization Rinse	5. Nachalkalisierung	5. Rinçage neutralisant	5. Risciacquo neutralizzante
6. Phosphating & Buffing	6. Phosphatierung	6. Phosphatage et tamponnage	6. Lucidatura & bruciatura
7. Water Rinse	7. Wasserreinigung	7. Rincaggio a l'acqua	7. Risciacquo con acqua
8. Oxide Acid	8. Chemische Reinigung	8. Acide Oxalique	8. Bagno di acido ossalico
9. Water Rinse	9. Wasserreinigung	9. Rincaggio a l'acqua	9. Risciacquo con acqua
10. Phosphate Conversion Coatings	10. Phosphatierung	10. Sels de phosphate	10. Fosforazione
11. Oxalic Acid Rinse	11. Chemische Reinigung	11. Rinçage a l'acide oxalique	11. Risciacquo con acido ossalico
BI PAINTING PROCESS	BI DIE LACKIERUNG	BI ENALLAGE	BI PROCESSO DI VERNICIATURA
12. Prime Coating	12. Grundlackierung, elektrotrotz	12. Surs-Quache primaire	12. Prima verniciatura
13. Touch Up By Hand	13. Nachlackierung von Hand	13. Finition a la main	13. Risciacquo a mano
14. Interface Coating	14. Erste Lackierung, elektrotrotz	14. Surs-Quache intermediaire	14. Prima verniciatura intermedia
15. Touch Up By Hand	15. Nachlackierung von Hand	15. Finition a la main	15. Risciacquo a mano
16. Setting	16. Trocknen im Normaltemperatur	16. Phase de séchage normale	16. Fase di asciugatura
17. Interface Coating	17. Zweite Lackierung, elektrotrotz	17. Surs-Quache intermediaire	17. Seconda verniciatura intermedia
18. Touch Up By Hand	18. Nachlackierung von Hand	18. Finition a la main	18. Risciacquo a mano
19. Drying	19. Überwachen	19. Assécherage final	19. Assciugatura finale
20. Face coating	20. Dritte Lackierung, elektrotrotz	20. Enallage couche de finition	20. Verniciatura finale
21. Touch Up By Hand	21. Nachlackierung von Hand	21. Finition a la main	21. Risciacquo a mano
22. Drying	22. Überwachen	22. Séchage au four	22. Assciugatura forno
23. Clearing	23. Aufarbeiten des Deckers	23. Phase de decoupe	23. Montaggio decalcomania
24. Clear Coating	24. Klarlackaufbringung	24. Vernis de finition	24. Verniciatura trasparente finale
25. Drying	25. Überwachen	25. Séchage au four	25. Assciugatura forno

WHEELER AGENCIES:

AUSTRIA	JOHANN SPARTY TEL/FAX 0222 699 103/19	FRANCE	IMPRESIT S.A. TEL/FAX 01 20 21 7100 ATLANTIC SGL TEL/FAX 044 27 4100
DENMARK	TEL/FAX 06 42 2888 AARHUS TEL/FAX 089 21 8318	ITALY	SWITZERLAND
GERMANY & BENELUX	TEL/FAX 043 22 2222 AACHEN TEL/FAX 043 22 2222	SWEDEN	TEL/FAX 08 42 2888 AACHEN
		SPAIN	TEL/FAX 04 22 2222 AACHEN

WHEELER CUSTOM GEAR

SPECIFICATIONS

WHEELER TIRES
• GELRAK: Popular hybrid tire for commuting, paved or dirt roads. 700x32C
• GALBIER: Hardcore performance on all-terrain including road. 26.0x2.0 inches
• MITCHELL: Heavy-Duty offroad performance. 26.0x2.0 inches

SADDLEBAG (M)
• 175cm³ capacity

SADDLEBAG (L)
• 350cm³ capacity

TOOLKIT/BAG
• 540cm³ capacity
• Tools: 8, 9, 10mm socket heads
• Philips & Flat Screwdriver heads
• 4, 5, 6mm Allen heads

STEM BAG (M)
STEM BAG (L)

SHOULDERBAG
• 100cm³ capacity

HIP PACK
• Wide buckle for comfort
• 2 soft compartments
• 850cm³ capacity

RACE JERSEY, RACE SHORTS, HAT, & SOCKS

RACE JACKET, SHORTS, HAT AND LADIES TOP, GLOVES

OFFROAD TOECLIPS & QUICKSTRAPS
• Clip Colors: black, neon yellow, neon red, neon green
• Strap Colors: black, neon green, orange, yellow or pink

OFFROAD BOTTLECAGES
• Alloy in black, yellow, neon pink, neon green, blue, red or silver

OFFROAD HEADSETS
• Size: 30/22.2mm
• 34/25.4mm
• Alloy 37/28.5mm

CONTROL GRIPS
• In neon pink, yellow, green orange and black, grey, red

STEMS
• CR-MO EXT. 130/150mm, #22.2mm
• black, purple, white, black red, neon yellow, green, pink
• EXT. 115/125mm, #22.4mm - Black
• EXT. 135/150mm, #28.6mm - Black
• TUBULAR ALLOY EXT. 130/145mm, #28.6mm - Black
• FORGED ALLOY EXT. 110/130mm, #22.2mm - Black

WHEELER SEATPOST
• Alloy 25.4 26.8 26.8 27.0 27.2mm
• D-Mat 25.4 26.8 26.8 27.0 27.2 30.0 31.8mm

SADDLES
• WHEELER LITE GEL SADDLE
• WHEELER 228R SADDLE, upper mounted
• 1. Vinyl
• 2. Leather

WHEELER SEATPOST
• Alloy 25.4 26.8 26.8 27.0 27.2mm
• D-Mat 25.4 26.8 26.8 27.0 27.2 30.0 31.8mm

KICKSTAND • Alloy 26" and 700C

MODEL	9990	7790	8890	8090	6690	5590	3590	2090	2590	2490	200	5090	4090	2390	1990	6290	4890	3290	2290
FRAME	Aluminum alloy	Aluminum alloy	Large Frame	Large 28" Frame	Large Cr-Mo	Large Cr-Mo	Large Cr-Mo	Large Cr-Mo	Large Cr-Mo	Al-Cross	Al-Cross	Large Cr-Mo	Large Cr-Mo	Large Cr-Mo	Al-Cross	Large alloy 28"	Large Cr-Mo	Large Cr-Mo	Large Cr-Mo
BAR	Aluminum alloy	Aluminum alloy	Large Frame	Large 28" Frame	Large Cr-Mo	Large Cr-Mo	Large Cr-Mo	Large Cr-Mo	Large Cr-Mo	Al-Cross	Al-Cross	Large Cr-Mo	Large Cr-Mo	Large Cr-Mo	Al-Cross	Large alloy 28"	Large Cr-Mo	Large Cr-Mo	Large Cr-Mo
HEADSET	Aluminum alloy	Aluminum alloy	Large Frame	Large 28" Frame	Large Cr-Mo	Large Cr-Mo	Large Cr-Mo	Large Cr-Mo	Large Cr-Mo	Al-Cross	Al-Cross	Large Cr-Mo	Large Cr-Mo	Large Cr-Mo	Al-Cross	Large alloy 28"	Large Cr-Mo	Large Cr-Mo	Large Cr-Mo
STEM	Aluminum alloy	Aluminum alloy	Large Frame	Large 28" Frame	Large Cr-Mo	Large Cr-Mo	Large Cr-Mo	Large Cr-Mo	Large Cr-Mo	Al-Cross	Al-Cross	Large Cr-Mo	Large Cr-Mo	Large Cr-Mo	Al-Cross	Large alloy 28"	Large Cr-Mo	Large Cr-Mo	Large Cr-Mo
SEATPOST	Aluminum alloy	Aluminum alloy	Large Frame	Large 28" Frame	Large Cr-Mo	Large Cr-Mo	Large Cr-Mo	Large Cr-Mo	Large Cr-Mo	Al-Cross	Al-Cross	Large Cr-Mo	Large Cr-Mo	Large Cr-Mo	Al-Cross	Large alloy 28"	Large Cr-Mo	Large Cr-Mo	Large Cr-Mo
SADDLE	Aluminum alloy	Aluminum alloy	Large Frame	Large 28" Frame	Large Cr-Mo	Large Cr-Mo	Large Cr-Mo	Large Cr-Mo	Large Cr-Mo	Al-Cross	Al-Cross	Large Cr-Mo	Large Cr-Mo	Large Cr-Mo	Al-Cross	Large alloy 28"	Large Cr-Mo	Large Cr-Mo	Large Cr-Mo
TIRES	Aluminum alloy	Aluminum alloy	Large Frame	Large 28" Frame	Large Cr-Mo	Large Cr-Mo	Large Cr-Mo	Large Cr-Mo	Large Cr-Mo	Al-Cross	Al-Cross	Large Cr-Mo	Large Cr-Mo	Large Cr-Mo	Al-Cross	Large alloy 28"	Large Cr-Mo	Large Cr-Mo	Large Cr-Mo
WHEELS	Aluminum alloy	Aluminum alloy	Large Frame	Large 28" Frame	Large Cr-Mo	Large Cr-Mo	Large Cr-Mo	Large Cr-Mo	Large Cr-Mo	Al-Cross	Al-Cross	Large Cr-Mo	Large Cr-Mo	Large Cr-Mo	Al-Cross	Large alloy 28"	Large Cr-Mo	Large Cr-Mo	Large Cr-Mo
GROUPSET	Aluminum alloy	Aluminum alloy	Large Frame	Large 28" Frame	Large Cr-Mo	Large Cr-Mo	Large Cr-Mo	Large Cr-Mo	Large Cr-Mo	Al-Cross	Al-Cross	Large Cr-Mo	Large Cr-Mo	Large Cr-Mo	Al-Cross	Large alloy 28"	Large Cr-Mo	Large Cr-Mo	Large Cr-Mo
HANDLEBARS	Aluminum alloy	Aluminum alloy	Large Frame	Large 28" Frame	Large Cr-Mo	Large Cr-Mo	Large Cr-Mo	Large Cr-Mo	Large Cr-Mo	Al-Cross	Al-Cross	Large Cr-Mo	Large Cr-Mo	Large Cr-Mo	Al-Cross	Large alloy 28"	Large Cr-Mo	Large Cr-Mo	Large Cr-Mo
SHIFTERS	Aluminum alloy	Aluminum alloy	Large Frame	Large 28" Frame	Large Cr-Mo	Large Cr-Mo	Large Cr-Mo	Large Cr-Mo	Large Cr-Mo	Al-Cross	Al-Cross	Large Cr-Mo	Large Cr-Mo	Large Cr-Mo	Al-Cross	Large alloy 28"	Large Cr-Mo	Large Cr-Mo	Large Cr-Mo
BRAKES	Aluminum alloy	Aluminum alloy	Large Frame	Large 28" Frame	Large Cr-Mo	Large Cr-Mo	Large Cr-Mo	Large Cr-Mo	Large Cr-Mo	Al-Cross	Al-Cross	Large Cr-Mo	Large Cr-Mo	Large Cr-Mo	Al-Cross	Large alloy 28"	Large Cr-Mo	Large Cr-Mo	Large Cr-Mo
SEAT	Aluminum alloy	Aluminum alloy	Large Frame	Large 28" Frame	Large Cr-Mo	Large Cr-Mo	Large Cr-Mo	Large Cr-Mo	Large Cr-Mo	Al-Cross	Al-Cross	Large Cr-Mo	Large Cr-Mo	Large Cr-Mo	Al-Cross	Large alloy 28"	Large Cr-Mo	Large Cr-Mo	Large Cr-Mo
STEM BAG	Aluminum alloy	Aluminum alloy	Large Frame	Large 28" Frame	Large Cr-Mo	Large Cr-Mo	Large Cr-Mo	Large Cr-Mo	Large Cr-Mo	Al-Cross	Al-Cross	Large Cr-Mo	Large Cr-Mo	Large Cr-Mo	Al-Cross	Large alloy 28"	Large Cr-Mo	Large Cr-Mo	Large Cr-Mo
SHOULDER BAG	Aluminum alloy	Aluminum alloy	Large Frame	Large 28" Frame	Large Cr-Mo	Large Cr-Mo	Large Cr-Mo	Large Cr-Mo	Large Cr-Mo	Al-Cross	Al-Cross	Large Cr-Mo	Large Cr-Mo	Large Cr-Mo	Al-Cross	Large alloy 28"	Large Cr-Mo	Large Cr-Mo	Large Cr-Mo
HIP PACK	Aluminum alloy	Aluminum alloy	Large Frame	Large 28" Frame	Large Cr-Mo	Large Cr-Mo	Large Cr-Mo	Large Cr-Mo	Large Cr-Mo	Al-Cross	Al-Cross	Large Cr-Mo	Large Cr-Mo	Large Cr-Mo	Al-Cross	Large alloy 28"	Large Cr-Mo	Large Cr-Mo	Large Cr-Mo
RACE JERSEY, RACE SHORTS, HAT, & SOCKS	Aluminum alloy	Aluminum alloy	Large Frame	Large 28" Frame	Large Cr-Mo	Large Cr-Mo	Large Cr-Mo	Large Cr-Mo	Large Cr-Mo	Al-Cross	Al-Cross	Large Cr-Mo	Large Cr-Mo	Large Cr-Mo	Al-Cross	Large alloy 28"	Large Cr-Mo	Large Cr-Mo	Large Cr-Mo
RACE JACKET, SHORTS, HAT AND LADIES TOP, GLOVES	Aluminum alloy	Aluminum alloy	Large Frame	Large 28" Frame	Large Cr-Mo	Large Cr-Mo	Large Cr-Mo	Large Cr-Mo	Large Cr-Mo	Al-Cross	Al-Cross	Large Cr-Mo	Large Cr-Mo	Large Cr-Mo	Al-Cross	Large alloy 28"	Large Cr-Mo	Large Cr-Mo	Large Cr-Mo
OFFROAD TOECLIPS & QUICKSTRAPS	Aluminum alloy	Aluminum alloy	Large Frame	Large 28" Frame	Large Cr-Mo	Large Cr-Mo	Large Cr-Mo	Large Cr-Mo	Large Cr-Mo	Al-Cross	Al-Cross	Large Cr-Mo	Large Cr-Mo	Large Cr-Mo	Al-Cross	Large alloy 28"	Large Cr-Mo	Large Cr-Mo	Large Cr-Mo
OFFROAD BOTTLECAGES	Aluminum alloy	Aluminum alloy	Large Frame	Large 28" Frame	Large Cr-Mo	Large Cr-Mo	Large Cr-Mo	Large Cr-Mo	Large Cr-Mo	Al-Cross	Al-Cross	Large Cr-Mo	Large Cr-Mo	Large Cr-Mo	Al-Cross	Large alloy 28"	Large Cr-Mo	Large Cr-Mo	Large Cr-Mo
OFFROAD HEADSETS	Aluminum alloy	Aluminum alloy	Large Frame	Large 28" Frame	Large Cr-Mo	Large Cr-Mo	Large Cr-Mo	Large Cr-Mo	Large Cr-Mo	Al-Cross	Al-Cross	Large Cr-Mo	Large Cr-Mo	Large Cr-Mo	Al-Cross	Large alloy 28"	Large Cr-Mo	Large Cr-Mo	Large Cr-Mo
CONTROL GRIPS	Aluminum alloy	Aluminum alloy	Large Frame	Large 28" Frame	Large Cr-Mo	Large Cr-Mo	Large Cr-Mo	Large Cr-Mo	Large Cr-Mo	Al-Cross	Al-Cross	Large Cr-Mo	Large Cr-Mo	Large Cr-Mo	Al-Cross	Large alloy 28"	Large Cr-Mo	Large Cr-Mo	Large Cr-Mo
STEMS	Aluminum alloy	Aluminum alloy	Large Frame	Large 28" Frame	Large Cr-Mo	Large Cr-Mo	Large Cr-Mo	Large Cr-Mo	Large Cr-Mo	Al-Cross	Al-Cross	Large Cr-Mo	Large Cr-Mo	Large Cr-Mo	Al-Cross	Large alloy 28"	Large Cr-Mo	Large Cr-Mo	Large Cr-Mo
WHEELER SEATPOST	Aluminum alloy	Aluminum alloy	Large Frame	Large 28" Frame	Large Cr-Mo	Large Cr-Mo	Large Cr-Mo	Large Cr-Mo	Large Cr-Mo	Al-Cross	Al-Cross	Large Cr-Mo	Large Cr-Mo	Large Cr-Mo	Al-Cross	Large alloy 28"	Large Cr-Mo	Large Cr-Mo	Large Cr-Mo
SADDLES	Aluminum alloy	Aluminum alloy	Large Frame	Large 28" Frame	Large Cr-Mo	Large Cr-Mo	Large Cr-Mo	Large Cr-Mo	Large Cr-Mo	Al-Cross	Al-Cross	Large Cr-Mo	Large Cr-Mo	Large Cr-Mo	Al-Cross	Large alloy 28"	Large Cr-Mo	Large Cr-Mo	Large Cr-Mo
TIRES	Aluminum alloy	Aluminum alloy	Large Frame	Large 28" Frame	Large Cr-Mo	Large Cr-Mo	Large Cr-Mo	Large Cr-Mo	Large Cr-Mo	Al-Cross	Al-Cross	Large Cr-Mo	Large Cr-Mo	Large Cr-Mo	Al-Cross	Large alloy 28"	Large Cr-Mo	Large Cr-Mo	Large Cr-Mo
WHEELS	Aluminum alloy	Aluminum alloy	Large Frame	Large 28" Frame	Large Cr-Mo	Large Cr-Mo	Large Cr-Mo	Large Cr-Mo	Large Cr-Mo	Al-Cross	Al-Cross	Large Cr-Mo	Large Cr-Mo	Large Cr-Mo	Al-Cross	Large alloy 28"	Large Cr-Mo	Large Cr-Mo	Large Cr-Mo
GROUPSET	Aluminum alloy	Aluminum alloy	Large Frame	Large 28" Frame	Large Cr-Mo	Large Cr-Mo	Large Cr-Mo	Large Cr-Mo	Large Cr-Mo	Al-Cross	Al-Cross	Large Cr-Mo	Large Cr-Mo	Large Cr-Mo	Al-Cross	Large alloy 28"	Large Cr-Mo	Large Cr-Mo	Large Cr-Mo
HANDLEBARS	Aluminum alloy	Aluminum alloy	Large Frame	Large 28" Frame	Large Cr-Mo	Large Cr-Mo	Large Cr-Mo	Large Cr-Mo	Large Cr-Mo	Al-Cross	Al-Cross	Large Cr-Mo	Large Cr-Mo	Large Cr-Mo	Al-Cross	Large alloy 28"	Large Cr-Mo	Large Cr-Mo	Large Cr-Mo
SHIFTERS	Aluminum alloy	Aluminum alloy	Large Frame	Large 28" Frame	Large Cr-Mo	Large Cr-Mo	Large Cr-Mo	Large Cr-Mo	Large Cr-Mo	Al-Cross	Al-Cross	Large Cr-Mo	Large Cr-Mo	Large Cr-Mo	Al-Cross	Large alloy 28"	Large Cr-Mo	Large Cr-Mo	Large Cr-Mo
BRAKES	Aluminum alloy	Aluminum alloy	Large Frame	Large 28" Frame	Large Cr-Mo	Large Cr-Mo	Large Cr-Mo	Large Cr-Mo	Large Cr-Mo	Al-Cross	Al-Cross	Large Cr-Mo	Large Cr-Mo	Large Cr-Mo	Al-Cross	Large alloy 28"	Large Cr-Mo	Large Cr-Mo	Large Cr-Mo
SEAT	Aluminum alloy	Aluminum alloy	Large Frame	Large 28" Frame	Large Cr-Mo	Large Cr-Mo	Large Cr-Mo	Large Cr-Mo	Large Cr-Mo	Al-Cross</									