



1998 ADULT catalog.



MONGOOSE
CROSS THE LINE™





DX 6.7

No compromises. The DX 6.7 is the top of our conventional diamond frame models. World-class componentry is combined with our C(a)² OS (Over Sized) frame for a perfectly balanced ride.

- C(a)² OS alloy frame with replaceable dropouts
- Indy C suspension fork with 63mm of travel
- Shimano STX componentry
- Tektro linear-pull brakes

Color: **Comet Green**





DX 6.5

Think of it as your front-suspension chameleon. Ride it anywhere: off road, on road, uphill, downhill.

- C(a)² OS alloy frame with replaceable dropout
 - Indy S suspension fork with 50mm of travel
 - Shimano STX componentry system with Optigauge-equipped Rapid Fire SL shifters
- Color: **Fusion Blue**



DX 5.3

Ride all out, we've got you covered. Our entry-level front-suspension bike is entry-level by no other standard. This one, as they say, comes fully loaded.


- Cfa CrMo main frame
- Indy S suspension fork with 50mm of travel
- Complete Shimano shifting system including Rapid Fire SL shifters, Alivio derailleurs, and rear cassette hub

Colors: Matte Graphite, **Fusion Yellow**






SURGE



Designed with durability, weight, strength and affordability in mind. Perfect for anyone who plans on a limited amount of road riding but still wants the performance of our patented C(a)² frame technology.

- C(a)² OS frame with OS fork
- Shimano STX Componentry
- Genuine Shimano cassette rear hub for rear wheel strength and dependability

Colors: ED Blue,
Fusion Orange
DX 4.1




SWITCHBACK

Lighter and smoother, the Switchback is just the ticket for more aggressive riding.

- Cfa OS CrMo main frame and fork
- Complete Shimano drivetrain with Optigaugue equipped Rapid Fire SL shifters
- Alivio componentry and cassette rear hub
- Quick-Change stem for the perfect fit
- Ladies frame available

Colors: Fusion Yellow,
Brushed Silver, **Matte Blue**
DX 3.5

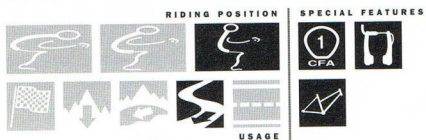




THRESHOLD SPORT

For affordable quality and reliability, nothing meets the challenge like the Threshold Sport. Featuring our new, Cfa OS frame, the Threshold Sport is an all around great performer. A high-quality componentry mix ensures years of hassle-free use.

- Linear-pull brakes with easy-to-set-up, thin bolt-on pads and long, low-wind springs • Mongoose Cfa OS CrMo main tube frame and OS fork • Sport Seating Package: sport rise Q-stem, double-density sport saddle, Kryton Grips • Shimano Acera X / MRX 170 componentry mix • Stainless steel spokes • Mongoose Dual Sport tires for on-and-off-road riding
- Colors: Matte Ice Graphite, **Metallic Mandarin**
DX 3.3




MANEUVER

An entry-level performer with the quality and features you've come to expect from Mongoose. Our minimum specification criteria make this the perfect bike for those on a budget.

- Cfa OS CrMo seat tube frame • Linear-pull brakes for sure stopping power • Complete Shimano shifting package including shifters, derailleurs and freewheel for easier gear changes • Quick-change stem for the perfect fit • Ladies frame available
- Colors: ED Blue, JD Green, **Matte Graphite**

DX 3.1






SWITCHBACK CX

COMFORT SERIES

Luxury and attention to detail summarize the Switchback CX. The result is the ultimate in recreational fun.

- Mongoose Deluxe Comfort Seating Package: Comfort Q-stem, double-density Grips, Advent Gel Soft Saddle with Springs, 40mm rise handle bars • Cfa CrMo main frame • Linear-pull brakes
- Shimano Alivio Componentry • Easy-to-use Grip Shift MRX 170 shifters • Mongoose SLK tires for reduced rolling resistance • Ladies frame available

Colors: Mirror Red,
Brushed Silver
 Paint
DX 3.6



MANEUVER CX

COMFORT SERIES


The Maneuver CX is all about comfort and riding pleasure.

- Mongoose Comfort Seating package including comfort Q-stem, 40mm rise handle bars and Advent Gel Soft saddle • Comfortable double-density grips • Mongoose SLK tires for low rolling resistance • Easy-to-use Grip Shift MRX 170 shifters • Shimano Altus rear derailleur and freewheel for smooth shifting performance • Ladies frame available

Colors: Mirror Green,

ED Blue
DX 3.2





NX 9.7 PRO

Brian and Leigh conceived of it. Three National Championships and one World Championships tempered it. AHT (adjustable head tube) technology allows infinitesimal adjustment to the all-important head tube angle. Coupled with a special rear-ride-height adjustment this mechanism allows complete control of rider-weight balance. This bike can handle any terrain.

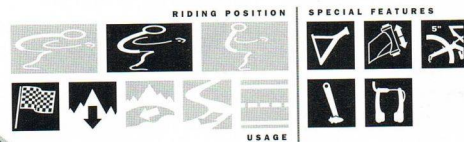
- Newman long-travel design full-suspension frame with over 5" of travel, AHT head tube, rear-ride-height adjustment and Rock Shox Super Deluxe damping unit
 - Judy XL long-travel fork with 100mm of travel and hydraulic damping
 - Rock Shox dual disk brakes
 - Shimano Deore XTR componentry
 - Avid Rollamajig for improved shifting performance
 - High-performance Mavic 317 DISC wheelset with DT stainless steel spokes and White Industries RX hubs
- Color: **Polished Orange**



NX 9.5 PRO

The 9.5 features the same AHT (Adjustable Head Tube) technology and frameset as the top-of-the-line 9.7. Own World-Championship-inspired technology for yourself.

- Newman long-travel design full-suspension frame with over 5" of travel, AHT head tube, rear ride height adjustment and Rock Shox Coupe Deluxe damping unit
 - Judy XL long-travel fork with 100mm of travel and hydraulic damping
 - Shimano Deore XT componentry
 - Avid Rollamajig for improved shifting performance
 - High-performance Mavic 221 wheelset with DT stainless steel spokes and WTB tires
- Color: **Polished Natural**



MOOSE PRO

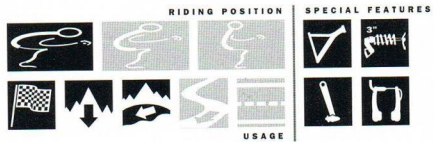
Adjustability. Control. Refinement.
An 8-series frame, spec'd to the max.
The result: a lightweight dual-suspension
bike which begs to run.

- Top rated VRS Newman full-suspension frame with 3.5" of travel, sealed bearing pivot, control chip and Rock Shox Coupe Deluxe damping unit
 - Judy T2 long-travel suspension fork with aluminum steerer and 80mm of travel
 - Avid Rollamajig for improved shifting performance
 - High-performance Mavic 221 wheelset with DT double-buttet spokes and kevlar WTB tires
- Color: **Wired Red**



NX 8.5 PRO

RIDING POSITION			SPECIAL FEATURES	
USAGE				




NX 8.3 PRO

Our super-supple 8-series frame with upgraded componentry makes for a great riding dual-suspension machine. Can you say "smooth?"

- Top rated 8-series Newman full-suspension frame with 3.5" of travel, sealed bearing pivot, control chip and Rock Shox Deluxe damping unit
- Rock Shox Indy XC long-travel suspension fork
- Shimano Deore XT componentry • Avid Rollamajig for improved shifting performance
- Kore stem • High-performance wheelset with Mavic 138 rims, DT spokes and WTB tires

Colors: Fusion Yellow/Polished, **Wired Natural**






NX 8.1 PRO

We believe there is no such thing as an "entry level" dual-suspension bike. Our NX 8.1 features the same frame as our more expensive NX 8.5, with Rock Shox "tango-tuned" suspension for a pro ride.

- Top rated 8-series Newman full-suspension frame with 3.5" of travel, sealed bearing pivot, control chip and Rock Shox Deluxe damping unit
- Rock Shox Indy C long-travel fork with 78mm of travel
- Shimano STX RC componentry
- Avid Rollamajig for smooth shifting performance

Colors: Comet Green/Polished, **Wired Blue/Polished**






Rooted in purist philosophy. Technologically driven. Ultra-light Easton Newman frame with XTR and Rock Shox disk brakes combine to form a hardtail with bite.

- Newman CDB (complete double-butted) Easton alloy competition frameset
 - Judy XC fork with alloy steerer and 80mm of travel
 - Shimano XTR componentry
 - Rock Shox disk brakes
 - Mavic 317 DISC wheel-set with DT double-butted spokes and White Industries RX hubs
- Color: **Wired Orange**

NX 7.7 PRO

OSE PRO





You have aspirations to race the NORBA circuit. We have your racing machine. The NX 7.5 Pro is ready for serious riding. Are you?

- Newman CDB alloy frameset with replaceable dropout
 - New Judy T2 long-travel fork with alloy steerer and 80mm of travel
 - Shimano XTR componentry mixed with Avid SD 10 brakes and Kore bar/stem combination
 - Premium wheelset including Mavic 221 rims, DT spokes and Kevlar WTB tires
- Color: **Wired Natural**

NX 7.5 PRO

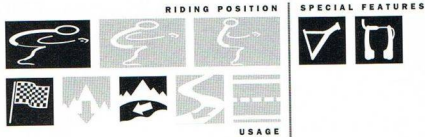
If you're ready to step up and ride with the big boys, this one's race-ready out of the box. Our most affordable Mongoose Pro racer, we've outfitted the NX 7.1 Pro to win.

- Newman multi-butted alloy frame with replaceable dropout
- 24-speed Shimano Deore LX componentry
- Indy C long-travel fork with 78mm of travel
- Weinmann Zac 19 double-wall rims with Tioga tires

Colors: Wired Light Blue, Fusion Orange



NX 7.1 PRO



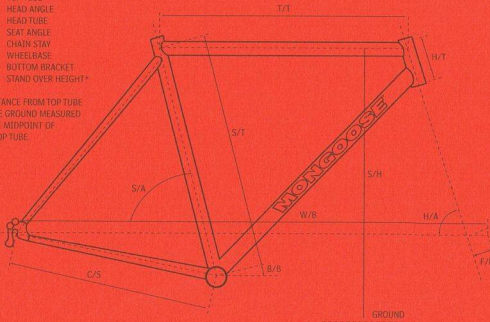
FRAME SPECIFICATIONS

MONSIEUR FRAMES ARE MEASURED "CENTER-TO-CENTER" (FOR EXAMPLE, THE SEAT TUBE MEASUREMENT IS TAKEN FROM THE CENTER OF THE BOTTOM BRACKET SPINDLE TO THE CENTER OF THE TOP TUBE WHERE IT INTERSECTS THE SEAT TUBE). THE NEWMAN FRAMES ARE MEASURED "CENTER-TO-TRUE HORIZONTAL" (WHERE THE TOP TUBE WOULD INTERSECT THE SEAT TUBE IF THE TOP TUBE WERE PARALLEL TO THE GROUND).

GEOMETRY CHART LEGEND

S/T SEAT TUBE
F/R FORK RAKE
T/T TOP TUBE
H/A HEAD ANGLE
H/T HEAD TUBE
S/A SEAT ANGLE
C/S CHAIN STAY
W/B WHEELBASE
B/B BOTTOM BRACKET
S/H STAND OVER HEIGHT*

* DISTANCE FROM TOP TUBE TO THE GROUND MEASURED AT THE MIDPOINT OF THE TOP TUBE.



MANEUVER, THRESHOLD SPORT, SWITCHBACK

SIZE	HEAD ANGLE	SEAT ANGLE	HEAD TUBE	TOP TUBE	SEAT TUBE	STAND OVER	CHAIN STAY
14"	70°	73°	85mm	535mm	340mm	680mm	430mm
16"	70°	73°	100mm	535mm	390mm	720mm	430mm
18"	70°	73°	120mm	590mm	440mm	760mm	430mm
20"	70°	73°	140mm	570mm	495mm	800mm	430mm
22"	70°	73°	180mm	580mm	545mm	850mm	430mm
24"	70°	73°	220mm	590mm	595mm	890mm	430mm
17"L	70°	73°	125mm	n/a	430mm	680mm	430mm
20"L	70°	73°	125mm	n/a	510mm	680mm	430mm

MANEUVER CX, SWITCHBACK CX

SIZE	HEAD ANGLE	SEAT ANGLE	HEAD TUBE	TOP TUBE	SEAT TUBE	STAND OVER	CHAIN STAY
14"	69.5°	72.5°	85mm	515mm	340mm	680mm	445mm
16"	69.5°	72.5°	100mm	535mm	390mm	720mm	445mm
18"	70°	72°	120mm	540mm	440mm	760mm	445mm
20"	70°	72°	140mm	570mm	495mm	800mm	445mm
22"	70.5°	72°	180mm	580mm	545mm	850mm	445mm
24"	70.5°	72°	220mm	590mm	595mm	890mm	445mm
17"L	69.5°	72.5°	125mm	n/a	430mm	680mm	445mm
20"L	69.5°	72.5°	125mm	n/a	510mm	680mm	445mm

SURGE, DX 6.5, DX 6.7

SIZE	HEAD ANGLE	SEAT ANGLE	HEAD TUBE	TOP TUBE	SEAT TUBE	STAND OVER	CHAIN STAY
14"	70.5°	74°	85mm	520mm	335mm	710mm	425mm
16"	70.5°	73°	110mm	530mm	385mm	740mm	425mm
18"	71°	73°	130mm	570mm	440mm	770mm	425mm
20"	71°	73°	130mm	605mm	490mm	800mm	425mm
22"	71°	73°	145mm	600mm	540mm	830mm	425mm

DX 3

SIZE	HEAD ANGLE	SEAT ANGLE	HEAD TUBE	TOP TUBE	SEAT TUBE	STAND OVER	CHAIN STAY
14"	71.5°	73.5°	95mm	520mm	340mm	715mm	425mm
16"	71.5°	73.5°	110mm	550mm	390mm	750mm	425mm
18"	72°	73.5°	120mm	570mm	440mm	780mm	425mm
20"	72°	73.5°	130mm	585mm	500mm	810mm	425mm
22"	72°	73°	145mm	600mm	560mm	850mm	425mm

CROSSWAY 250/CROSSWAY 350

SIZE	HEAD ANGLE	SEAT ANGLE	HEAD TUBE	TOP TUBE	SEAT TUBE	STAND OVER	CHAIN STAY
15"	71°	74°	85mm	520mm	350mm	735mm	430mm
17"	71°	73°	100mm	545mm	420mm	760mm	430mm
19"	71°	73°	120mm	560mm	470mm	790mm	430mm
21"	71°	73°	135mm	570mm	520mm	830mm	430mm
23"	71°	73°	150mm	585mm	580mm	875mm	430mm
17"L	71°	73°	95mm	n/a	470mm	680mm	430mm
20"L	71°	73°	145mm	n/a	510mm	695mm	430mm

CROSSWAY 450/CROSSWAY 850

SIZE	HEAD ANGLE	SEAT ANGLE	HEAD TUBE	TOP TUBE	SEAT TUBE	STAND OVER	CHAIN STAY
15"	71°	73°	85mm	520mm	360mm	750mm	440mm
17"	71°	73°	100mm	545mm	415mm	780mm	440mm
19"	71°	73°	120mm	560mm	465mm	795mm	440mm
21"	71°	73°	135mm	570mm	515mm	830mm	440mm
23"	71°	73°	150mm	585mm	565mm	875mm	440mm
17"L	71°	73°	95mm	n/a	470mm	650mm	440mm
20"L	71°	73°	145mm	n/a	530mm	695mm	440mm

NX 7 SERIES

SIZE	HEAD ANGLE	SEAT ANGLE	HEAD TUBE	TOP TUBE	SEAT TUBE	STAND OVER	CHAIN STAY
Small	71°	73.5°	95mm	560mm	365mm	780mm	425mm
Medium	71°	73.5°	120mm	590mm	425mm	710mm	425mm
Large	71°	73.5°	130mm	605mm	495mm	720mm	425mm

NX 8 SERIES

SIZE	HEAD ANGLE	SEAT ANGLE	HEAD TUBE	TOP TUBE	SEAT TUBE	STAND OVER	CHAIN STAY
Small	71° or 69°	73.5° or 71.5°	95mm	560mm	365mm	725mm	425mm
Medium	71° or 69°	73.5° or 71.5°	120mm	590mm	425mm	735mm	425mm
Large	71° or 69°	73.5° or 71.5°	130mm	605mm	495mm	745mm	425mm

NX 9 SERIES

SIZE	HEAD ANGLE	SEAT ANGLE	HEAD TUBE	TOP TUBE	SEAT TUBE	STAND OVER	CHAIN STAY
Small	69-72°	71-74°	110mm*	550mm	440mm	755mm	437mm
Medium	69-72°	71-74°	110mm*	565mm	440mm	785mm	437mm
Large	69-72°	71-74°	110mm*	585mm	490mm	795mm	437mm

RX 5 SERIES


SIZE	HEAD ANGLE	SEAT ANGLE	HEAD TUBE	TOP TUBE	SEAT TUBE	STAND OVER	CHAIN STAY
50cm	72°	73.5°	105mm	510mm	460mm	n/a	406mm
53cm	72°	73.5°	120mm	540mm	490mm	n/a	406mm
56cm	73°	73.5°	125mm	560mm	520mm	n/a	406mm
59cm	73°	73.5°	135mm	580mm	550mm	n/a	406mm
62cm	73°	73.5°	145mm	600mm	580mm	n/a	406mm

RX 7 SERIES

SIZE	HEAD ANGLE	SEAT ANGLE	HEAD TUBE	TOP TUBE	SEAT TUBE	STAND OVER	CHAIN STAY
53cm	73°	74°	100mm	540mm	485mm	n/a	406mm
56cm	73°	74°	120mm	560mm	510mm	n/a	406mm
59cm	73°	74°	130mm	580mm	550mm	n/a	406mm

RX 9 SERIES

SIZE	HEAD ANGLE	SEAT ANGLE	HEAD TUBE	TOP TUBE	SEAT TUBE	STAND OVER	CHAIN STAY
53cm	73°	74.5°	100mm	540mm	485mm	n/a	406mm
56cm	73°	74.5°	120mm	560mm	510mm	n/a	406mm
59cm	73°	74.5°	130mm	580mm	550mm	n/a	406mm



VACANCY

1998 ADULT catalog.

Mr. Lopez

Ms. Donovan

Stikman

MONGOOSE
CROSS THE LINE™ PRO