

# Bike to Mature '97



MERIDA IS ONE OF THE LARGEST BICYCLE MANUFACTURERS IN THE WORLD. ESTABLISHED IN TAIWAN IN 1972, THE COMPANY HAS BECOME A GLOBAL MANUFACTURER WITH AN IMPRESSIVE TRACK RECORD.


MERIDA HAS GROWN AND REINVESTED OVER THE YEARS WITH EQUAL EMPHASIS ON RESEARCH AND DEVELOPMENT IN BOTH PRODUCT AND PRODUCTION ENGINEERING. INCORPORATING THE LATEST TECHNIQUES INTO THEIR FACTORY PROCESSING HAS BECOME THE NORM. WITH A STATE OF THE ART PAINT PLANT, AUTOMATED WHEEL BUILDING AND THE FINEST WELDING TECHNIQUES HAS PRODUCED ONE OF THE WORLD'S PREMIUM FRAME MANUFACTURING PLANTS.

NOT RESTING ON ITS LAURELS, MERIDA REALIZES THE IMPORTANCE OF GLOBAL MARKETS' VARYING NEEDS AND REACTED QUICKLY IN DUPLICATING ITS MANUFACTURING EXPERTISE WITH A WHOLLY OWNED SECOND FACTORY IN CHINA.

MERIDA UNDERSTANDS THE IMPORTANCE OF RESEARCH AND DEVELOPMENT AND THEIR DILIGENCE IN THIS FIELD HAS LED TO NUMEROUS AWARD WINNING DESIGNS.

A DIVERSE CUSTOMER BASED WORLD WIDE NEEDS DIFFERENT APPROACHES IN EACH MARKET. IN RECENT YEARS, MERIDA HAS STRONGLY ESTABLISHED ITS OWN BRAND ENTERING INTO JOINT VENTURES IN GERMANY, NORWAY, THE UNITED KINGDOM, IRE AND JAPAN WHILST ACTIVELY APPOINTING EXCLUSIVE DISTRIBUTORS IN AUSTRIA, SWITZERLAND, SWEDEN, CZECH REPUBLIC, SLOVAKIA, SPAIN AND SOUTH AFRICA.

ALL THE RESEARCH DEVELOPMENT AND PRODUCTION ENGINEERING EXPERTISE MEANS THAT MILLIONS OF PEOPLE WORLD-WIDE ARE PROUD OWNERS AND RIDERS OF A MERIDA MANUFACTURED BICYCLE.




## PEDCON

MERIDA INDUSTRY CO. LTD. IS BASED ON SOCIAL RESPONSIBILITY AND THE GOAL OF SATISFYING THE MAJORITY OF PEOPLE'S TRANSPORTATIONAL REQUIREMENTS. IN RECENT YEARS, DUE TO THE MASS USE OF CARS AND MOTORCYCLES, AIR POLLUTION HAS BECOME A MORE AND MORE SERIOUS PROBLEM. IN 1992, WHEN MERIDA WENT PUBLIC, THEY INSTIGATED A POLICY DEVOTING THEIR ENTIRE EFFORT TOWARDS THE INNOVATION OF THE POWER-ASSISTED BICYCLE, MERIDA'S PEDCON. PEDCON IS DRIVEN BY A POWER-ASSISTED TRANSMISSION AND HAS A LIGHTWEIGHT BODY, WHEN RIDDEN INTO THE WIND OR UPHILL, THE MOTOR WILL SHARE THE BURDEN WITH THE RIDER, THUS



ENABLING A SIGNIFICANT INCREASE IN RANGE. ITS EFFICIENT UTILIZATION OF THE BATTERY'S ENERGY DENSITY MAKES PEDCON EXTREMELY ECONOMICAL, IN ADDITION TO BEING NOISELESS AND POLLUTION-FREE. THE ADVANTAGES TO RIDERS ARE NUMEROUS. FIRSTLY, THE DISTANCE THEY ARE ABLE TO RIDE IS EXTENDED, AND HILL-CLIMBING ABILITY IS ENHANCED, WHILST THEIR FEELINGS OF TIREDNESS ARE REDUCED. IT IS QUICK, CONVENIENT, AND GIVES THE BENEFIT OF EXERCISE. IN AN AGEING SOCIETY, THIS IS A VERY SAFE AND LABOR-SAVING FORM OF TRANSPORT FOR SENIOR CITIZENS.






## DURA CARBON 990EX

New developed Thermoplastic Mono-coque frame with replaceable dropout  
**Rock Shox Judy XC** with 80mm travel  
**Shimano** full XTR group  
**New Mavic 2175** suspension CD rim  
**Continental NAVIGATOR PRO** tire



3



## DURA CARBON

Float like a butterfly!

Yes - Merida engineers now offer you lightweight tubing which gives the incredible sensation of almost defying gravity.

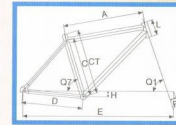
Sting like a bee!

But make no mistake, when it comes to the crunch and you supply the power input, your Dura Carbon will deliver instant response and will really take off.

## DURA CARBON 970

New developed Thermoplastic Mono-coque frame with replaceable dropout  
**Shimano** new LX 4-arm crank with LX 6 XT derailleur  
**V-Brake**  
**Ritchey ROCK 45E** rim

	16"	18"	20"
A	630	666.6	677.6
C	396.9	406	466
H	36	36	36
F	38	38	38
D	429	429	429
E	1006.6	1047	1066.2
O1	71	71	71
O2	73	73	73
L	115	115	115



4


## WHAT'S MATTS

A detailed study and critical analysis of the properties of traditional cycle material have enabled Merida to develop its own unique frame tubing, MATTS-Merida Aluminium Tigwelding Technology System.

The streamline type flat top tube improves the tensile strength exactly where it's needed (for example the underside of the downtube over its entire length) whilst retaining the damping and flexing properties where appropriate. The result is a 7005 Aluminium tubing set from Merida that combines to perfection the qualities of lightness, strength rigidity and durability.

Using this new tubing in conjunction with newly developed flattened tubing for the rear triangle the completed MATTS frame offers 25% more stiffness in the critical bottom bracket area than other manufacturers of traditional alloy frames, allowing more of your effort in pedalling to be transmitted to the rear wheel.

With the demand for smoother riding with less fatigue over a variety of terrain Merida have customised the frame with different riders in mind. Each frame has its own individual geometry. A. For general purpose riding we offer the MATTS Type A frame equipped as standard with a chromoly fork, but as an alternative, its geometry allows suspension forks with up to 50mm travel to be fitted. B. For the serious competitive amateur, we have designed the MATTS Type B frame, allowing the use of suspension forks with up to 65mm travel. C. For the professional or serious cyclists who demand the absolute best, we can offer the MATTS Type C design, where forks with 80mm of suspension travel can be used.



5

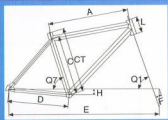
# MATTS PRO SX

Full XT equipped racing bike  
**Strong** D-wall-rims in streamline design  
**Ritchey** H-bar  
**Superlight** inner tubes  
**Time** ATAC clipless pedals; higher standard than every other clipless pedal  
 Selfcleaning  
 Quicker step-in  
 More safety by auto tension adjustment concept



6

CT	62"	50"	18"	16.5"	14.0"
A	600	580	570	550	530
C	614	600	612	574	522
H	100	90	85	80	75
F	38	38	38	38	38
D	420	420	420	420	420
E	1070.7	1062.8	1052.8	1040.2	1024.6
Q1	71.1	72.1	72.1	72.1	72.1
Q2	72	72	72	72	72
E	160	128	118	110	110



# MATTS RACE SX


"Non Shimano" bike (some few parts only)  
**Attractive** outlook with special painted Magura brakes  
 (against everybody's V-Brake)  
**Ritchey** handle-bar and rims  
**Grip Shift** new ESP 7.0 rear derailleur(XF-level)



7

# MATTS COMP SX

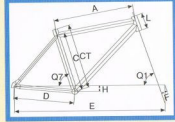
**Professional** outlook 4-arm crank w/o chainguard  
**Shimano** XT rear derailleur  
**Strong** and light Ritchey 45 D/W rims  
**2-bolt** seatpost  
**Option:** Matts comp with Cr-Moly fork



8

## MATTS EX

High quality frame with replaceable dropout  
Squared rear stays  
24 speed  
V-Brake  
Ritchey double wall rims




CT	22"	20"	18"	16.5"	14.5"
A	600	585	570	550	535
C	514	492	472	454	438
M	42	45	45	45	45
F	38	38	38	38	38
D	420	420	420	420	420
E	1070.7	1062.8	1053.9	1040.2	1024.4
Q1	71"	71"	71"	71.50"	71.50"
Q2	73"	73"	73"	73"	73"
L	140	129	116	110	110

9



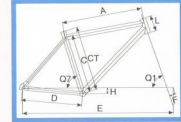
High quality frame with replaceable dropout  
Squared rear stays  
24 speed  
V-Brake  
Ritchey double wall rim  
New SRAM SRT 600




## SLICK ROCK EX

Light Alloy frame  
A-head stem with 25mm spacer  
Shimano STX rear derailleur  
Rock Shox Cloudra S with 48mm travel  
Option : Slick Rock with Cr-Moly fork and Shimano ALIVIO canti brake

CT	22"	20.5"	19"	17"	15.5"	13.5"
A	620	600.4	578.1	550.5	523.6	505.6
C	520	480	438.7	388.3	331.4	292.8
M	45	45	45	45	45	45
F	42	42	42	42	42	42
D	425	425	425	425	425	425
E	1099.2	1091.3	1080.4	1067.4	1052.3	1035.2
Q1	71"	71"	71"	71"	71"	71"
Q2	73"	73"	73"	73"	74"	74"
L	135	125	110	110	110	110



10



## EXTREME 907

Lightweight Alloy frame with extreme stiffness  
Light alloy fork with high polished treatment  
Complete famous Shimano Ultegra 600 group  
Individual crank length of 170/172.5/175mm  
Chainwheel with professional 53/39 teeth  
Shimano clipless pedals



11

THE EXTREME 907 WAS BORN AS A RESULT OF OUR LENGTHY EXPERIENCE OF HIGH QUALITY ROAD RACING AND THE MANY TESTS THAT WE HAVE CARRIED OUT ON OUR PROFESSIONAL RIDERS WHILE UNDER EXTREME CONDITIONS. THIS BICYCLE IS WITHOUT DOUBT AN ADVANCED RACING BIKE WHICH IS INTENDED FOR THE SERIOUS ROAD RACER.

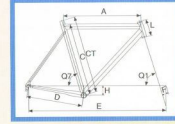
THE FRAME GEOMETRY HAS BEEN IMPROVED SINCE LAST YEAR AND TOGETHER WITH THE SHIMANO ULTEGRA EQUIPMENT WITH 16 SPEED GEARS, THE QUALITY OF DESIGN AND ENGINEERING MAKES IT BEYOND REPROACH AND WILL TURN YOUR FANTASIES INTO REALITY.



## EXTREME 907

**Lightweight** Alloy frame with extreme stiffness  
**Tripe** crankset for 21 speed  
**Mavic** CXP-H rims in streamline design  
**Continental** tires  
**Spacers** allow individual adjustment of the riding position  
**Replaceable** dropout

EXTREME 907/905									
CT	630	600	580	560	540	520	500		
A	800	824.8	870	883.8	884.9	842.8	831.8		
C	500	525.5	540	530	480	478	425.4		
H	68	68	68	68	68	68	68		
F	38	38	38	38	38	38	45	45	45
D	410	410	410	410	410	410	410		
E	1016.5	1003.7	988.8	983.3	988	987.7	985.5		
Q1	73.30°	73.30°	73.30°	73°	73°	73°	73°	74°	74°
Q2	73°	73°	73°	73°	74°	74°	74°	74°	74°
L	175	155	135	115	100	100	100		



## EXTREME 905

**Light** Cr/Moly tubing set, arranged in a modern frame design  
**Short** seat stays for a strong rear triangle  
**Complete** CAMPAGNOLO Avanti group  
**Mavic** rims

EXTREME 905									
CT	630	610	590	570	550	530	500		
A	610	600	585	570	560	545	530		
C	600	590	560	540	520	500	470		
H	70	70	70	70	70	60	60		
F	45	45	45	45	45	45	45		
D	420	420	420	420	420	420	420		
E	1045.4	1025.6	1005.8	985.8	965.8	945.8	925.8		
Q1	73.30°	73.30°	73.30°	73°	73°	73°	73°	74°	74°
Q2	73°	73°	73.30°	73.30°	74°	74°	74°	74°	74°
L	175	155	135	115	100	100	100		

## DAKAR

THE ACCUMULATION OF EXPERIENCE MERIDA HAS GATHERED AS REGARDS WELDING DIFFERENT TYPES OF MATERIAL HELD US IN GOOD STEAD WHEN SELECTING THE BEST MATERIAL AND OPTIMUM FRAME DESIGN.

OUR RESEARCH AND DEVELOPMENT TEAM HAVE INCORPORATED VARIOUS RECOMMENDATIONS FROM OUR CUSTOMERS TO HELP WITH THE EVOLUTION OF THE GREAT DESIGNS THAT NOW CONSTITUTE OUR PRESENT BICYCLE RANGE.

MERIDA OFFERS VALUE FOR MONEY WHICH STRIKES THE PERFECT BALANCE BETWEEN IMPECCABLE DESIGN AND COMPETITIVE PRICE.


THE IMPROVED GEOMETRY OF OUR NEW FRAME DESIGN GIVES A MORE SLOPING TOP TUBE AND A LONGER SEAT TUBE. THIS RESULTS IS A PERFECTLY BALANCED BICYCLE, OFFERING GREATER STABILITY, PREDICTABLE HANDLING AND AN EXTREMELY COMFORTABLE RIDING POSITION.

ALL DAKAR FRAMES ARE SUITABLE FOR SUSPENSION FORKS WITH A TRAVEL OF UP TO 50 MM.

EQUIPPED WITH TRIED AND TESTED TOP-GRADE COMPONENTS FROM THE PICK OF THE WORLD'S PARTS MANUFACTURERS, WE PROVIDE BICYCLES FOR THOSE WHO DEMAND THE BEST FOR THEIR MONEY.



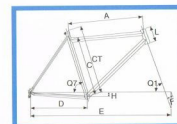
72




## DAKAR 780

**New** designed oversized frame (D.T. 381mm)  
**Full LX** equipped with new 4-arm crank  
**Shimano** XT rear derailleur  
**Lightweight** large DB tubes

CT	23.5"	22"	20.5"	19"	17.5"	16.5"
A	580.7	571.4	558.2	533.4	535.4	524.5
C	525	485	445	405	365	325
H	32	32	32	32	32	32
F	42	42	42	42	45	45
D	430	430	430	430	430	430
E	1003.8	1000	1000	1007	1010	1016
Q1	73°	71°	70°30'	70°30'	70°	70°
Q2	73°	73°	73°	73°	74°	74°
L	175	165	155	145	135	125



74



## DAKAR 690 EX

New designed oversized frame (D.T. 381 mm)  
Rock Shox fork  
Grip Shift shifter  
Rithey headset sealed



15

## DAKAR 690

New designed oversized frame (D.T. 381 mm)

Light Cr-Moly tubs (incl. rear stay)


A-head stem with 25mm spacer allows professional or comfortable position

Shimano STX rear derailleur

New powerful V-Brake



CT	23.5"	22"	24.9"	19"	17.9"	15.5"
A	581.2	571.6	562.3	554	535.7	524.6
C	525	485	485	405	365	325
H	32	32	32	32	32	32
F	42	42	42	42	45	45
D	420	410	410	410	410	410
E	1063.4	1056	1060	1057	1049	1046
Q1	71	71	70*30	70*30	70*	70*
Q2	72*	72*	72*	72*	72*	74*
L	175	145	115	105	85	85

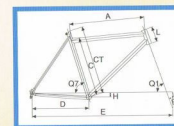


## DAKAR 680 EX


New designed oversized frame (D.T. 381 mm)

Shimano ALIVIO rear derailleur

Adjustable tip Gun suspension fork with 60mm travel and lightweight Alloy blades



16



## DAKAR 670

New designed oversized frame (D.T. 381 mm)

Shimano ALIVIO rear derailleur

Interchangeable chain rings

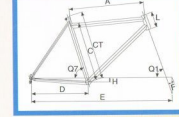
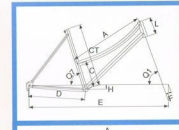


17






DAKAR 670 Ladies 26" 24"				
CT	20.6"	19"	17.6"	13.8"
A	566.2	565.9	551.8	519.8
C	200	200	200	200
H	32	32	32	30
F	42	42	45	45
D	430	430	430	430
E	1059.7	1056.8	1048.9	1019.2
Q1	70°30'	70°30'	70°	69°30'
Q2	73°	73°	73°	72°30'
L	125	125	125	115



DAKAR 670 Mens 26" 24"				
CT	23.5"	22"	19"	15.5"
A	581.2	571.6	562.1	538.7
C	205	205	205	205
H	32	32	32	30
F	42	42	45	45
D	430	430	430	430
E	1063.4	1056	1057	1046
Q1	71°	71°	70°30'	70°
Q2	73°	73°	73°	72°30'
L	175	145	125	95

16

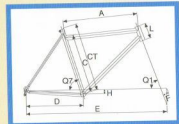


## DAKAR 660 SX

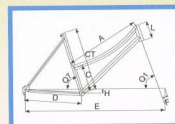

New designed oversized frame Down tube 38.1mm  
 Slopping top tube  
 Cr-Moly seat tube  
 Shimano KCE8A rear derailleur  
 24" available




DAKAR 660 SX Mens 26" 24"				
CT	23.5"	22"	19"	15.5"
A	581.2	571.6	562.1	538.7
C	205	205	205	205
H	32	32	32	30
F	42	42	45	45
D	430	430	430	430
E	1063.4	1056	1057	1046
Q1	71°	71°	70°30'	70°
Q2	73°	73°	73°	72°30'
L	175	145	125	95



19



DAKAR 660 SX Ladies 28" 24"				
CT	20.6"	19"	17.6"	13.8"
A	566.2	565.9	551.8	519.8
C	200	200	200	200
H	32	32	32	30
F	42	42	45	45
D	430	430	430	430
E	1059.7	1056.8	1048.9	1019.2
Q1	70°30'	70°30'	70°	69°30'
Q2	73°	73°	73°	72°30'
L	125	125	125	115



20

MODEL	DUBA CARBON 990 SX	DUBA CARBON 970	MATTS PRO SX	MATTS RACE SX	MATTS COMP SX	MATTS SX	MATTS	SLICK ROCK SX	EXTREME 907
FRAME	Thermoplastic Monocoque	Full Cr-Moly	Matts FLAT-TOP Alloy	Matts FLAT-TOP Alloy	Matts FLAT-TOP Alloy	Matts FLAT-TOP Alloy	Matts FLAT-TOP Alloy	7005 Alloy	7005 Alloy
FORK	Rock Shox JUDY XC	Full Cr-Moly	Rock Shox JUDY XC	Rock Shox INDY XC	Rock Shox INDY XC	Rock Shox INDY C	Cr-Mo	Rock Shox QUADRA 5	Alloy
HANDLE-BAR	Ritchey PROLITE	Ritchey COMPLUTE	Ritchey PROLITE	Ritchey PROLITE	Alloy	Alloy	Alloy	Alloy	Alloy
STEM	Some 8 Alloy CNC	Some 8 Alloy CNC	Some 8 Alloy CNC	Some 8 Alloy CNC	Some 4 Alloy	Some 4 Alloy	Some 4 Alloy	Some 4 Alloy	Alloy
BAR-END	-	-	Ritchey LOGIC PRO	-	-	-	-	-	-
HEADSET	Translik Alloy	Da Comp SA-2	Ritchey FUZZY LOGIC	Ritchey FUZZY LOGIC	Ritchey LOGIC	Ritchey LOGIC	Ritchey LOGIC	Ritchey LOGIC	Alloy
FRONT DER. A.	Shimano XTR	Shimano DEORE LX	Shimano DEORE XT	Shimano DEORE XT	Shimano DEORE LX	Shimano ALIVIO	Shimano ALIVIO	Shimano ALIVIO	Shimano ULTEGRA
REAR DER. A.	Shimano XTR	Shimano DEORE XT	Shimano DEORE XT	Shimano DEORE XT	Shimano DEORE LX	Shimano STX-RC	Shimano STX-RC	Shimano STX	Shimano ULTEGRA
SHIFTER	Shimano XTR	Shimano DEORE XT	Shimano DEORE XT	Shimano DEORE XT	Shimano DEORE LX	Shimano STX-RC	Shimano STX-RC	Shimano STX	Shimano ULTEGRA
FREEWHEEL	Shimano 12-32T	Shimano DEORE LX 11-30T	Shimano DEORE XT 11-30T	Shimano DEORE LX 11-30T	Shimano DEORE LX 11-30T	Shimano STX-RC 11-30T	Shimano STX-RC 11-30T	Shimano ALIVIO 11-28T	Shimano ALIVIO 12-23T
BRAKES	Shimano XTR V-Brake	Shimano DEORE LX V-Brake	Shimano DEORE XT V-Brake	Magura HS-22	Shimano DEORE LX V-Brake	Shimano DEORE LX V-Brake	Shimano DEORE LX V-Brake	Tektro RBP-875A V-Brake	Shimano ULTEGRA
BRAKE LEVER	Shimano XTR	Shimano DEORE LX	Shimano DEORE XT	Magura HS-22	Shimano DEORE LX	Tektro RBP 375 AG Alloy	Tektro RBP 375 AG Alloy	Tektro RBP 375 AG Alloy	Shimano ULTEGRA
HUBS	Shimano XTR	Shimano DEORE LX	Shimano DEORE XT	Shimano DEORE LX	Shimano DEORE LX	Shimano ALIVIO	Shimano ALIVIO	Shimano ALIVIO	Shimano ULTEGRA
CRANKSET	Shimano XTR 48/35/24T	Shimano DEORE LX 48/35/24T	Shimano DEORE XT 48/35/24T	Shimano DEORE LX 48/35/24T	Shimano DEORE LX 48/35/24T	Shimano ALIVIO 42/32/21T	Shimano ALIVIO 42/32/21T	Shimano ALIVIO 42/32/21T	Shimano ULTEGRA 53/39T
B.B.SET	Shimano XTR	Shimano DEORE LX	Shimano DEORE XT	Shimano DEORE LX	Shimano DEORE LX	Shimano STX	Shimano STX	Shimano STX	Shimano LX 72
CHAIN	Shimano XTR	Shimano DEORE LX	Kinc CN-630	Shimano DEORE LX	Shimano DEORE LX	Kinc CN-IG51	Kinc CN-IG51	Kinc CN-IG51	Shimano CN-HG30
PEDAL	Time MTB ATAC(carbon)	Time MTB ATAC	Time MTB ATAC	Time MTB ATAC	Welgo	Welgo	Welgo	Welgo	Shimano PD-6500
SADDLE	Welo VL-290	Selle Italia FZCK TEMPO	Selle Italia FZCK TEMPO	Welo VL-239	Welo VL-239W	Welo VL-308	Welo VL-306	Welo VL-306	Welo VL-248
SEAT POST	Kalloy SP-258 Alloy 27.2D	Kalloy SP-258 Alloy 27.2D	Kalloy SP-257 Alloy 26.8D	Kalloy SP-258 Alloy 26.8D	Kalloy SP-258 Alloy 26.8D	Kalloy SP-248 Alloy 26.8D	Kalloy SP-248 Alloy 26.8D	Kalloy SP-248 Alloy 26.8D	Kalloy SP-230 Alloy 27.2D
RIM	Mavic 2175 SUP CD	Ritchey ROCK 415E	Alex AL-DA13	Alex AL-DA13	Ritchey ROCK 415E	Ritchey Rock SCK	Ritchey Rock SCK	Araya GP-710	Mavic CXP-14E
SPOKE	DT Swiss REVOLUTION stainless	stainless	stainless	stainless	stainless	stainless	stainless	stainless	DT Swiss stainless
TIRE	Continental NAVIGATOR PRO 26" dark skin wall	IRC ALFABITE SC2-MAX 26" dark skin wall	IRC M101M102 26" dark skin wall	IRC M101M102 26" dark skin wall	CST M101M102 26" Gray	CST C-1160/1166 26" dark skin wall	CST C-1160/1166 26" dark skin wall	C-1160/1166 26" dark skin wall	Continental SUPERSPORT 700*23C skin wall
LIGHT	-	-	-	-	-	-	-	-	-
REAR CARRIER	Colour 1st Pearl White	Dark Blue	Silver Anodized	Matts Anthracite	Matts blue	Light Silver Blue	Mirror Orange	Matts Blue Green	Night Blue
REMARK	-	-	-	-	-	-	-	-	Shimano Alivio brake with Cr-Moly fork available

MODEL	EXTREME 905	EXTREME 903	DAKAR 700	DAKAR 690 SX	DAKAR 690	DAKAR 690 SX	DAKAR 670	DAKAR 660 SX	DAKAR 660
FRAME	7005 Alloy	D.B.Cr-Moly	D.B.Cr-Moly	Cr-Moly	Cr-Moly	Cr-Moly/Hi-Ten	Cr-Moly/Hi-Ten	Cr-Moly/Hi-Ten	Cr-Moly/Hi-Ten
FORK	Cr-Moly	Cr-Moly	Cr-Moly	Rock Shox QUADRA 5	Cr-Moly	Top Gun SS-97 AD	Cr-Moly/Hi-Ten	Top Gun SS-947	Hi-Ten
HANDLE-BAR	Alloy	Alloy	Alloy	Alloy	Alloy	Cr-Moly	Hi-Ten	Hi-Ten	Hi-Ten
STEM	Alloy	Alloy	Some 4 Alloy	Some 4 Alloy	Some 4 Alloy	Hi-Ten	Hi-Ten	Hi-Ten	Hi-Ten
BAR-END	-	-	-	-	-	-	Steel	Steel	Steel
HEADSET	Alloy	Steel	Ritchey LOGIC	Ritchey LOGIC	Ritchey LOGIC	YST	YST	YST	YST
FRONT DER. A.	Shimano RSX	Campagnolo AVANTI	Shimano DEORE LX	Shimano ALIVIO	Shimano ALIVIO	Shimano ALTUS	Shimano TOURNEY	Shimano TOURNEY	Shimano TOURNEY
REAR DER. A.	Shimano RSX	Campagnolo AVANTI	Shimano DEORE XT	Shimano STX	Shimano STX	Shimano ALIVIO	Shimano ALIVIO	Shimano ACERA X	Shimano ACERA X
SHIFTER	Shimano RSX	Campagnolo AVANTI	Shimano DEORE LX	Shimano DEORE LX	Shimano STX	Shimano STX	Shimano ACERA X	Shimano ACERA X	Shimano MFX-170
FREEWHEEL	Shimano RSX 11-28T	Campagnolo AVANTI 13-28T	Shimano DEORE LX 11-30T	Shimano ALIVIO 11-28T	Shimano ALIVIO 11-28T	Shimano ALTUS 11-28T	Shimano ALTUS 11-28T	Shimano TOURNEY 11-28T	Shimano TOURNEY 11-28T
BRAKES	Shimano RSX	Campagnolo AVANTI	Shimano DEORE LX	Shimano ALIVIO	Shimano ALIVIO	Tektro RBP-875A V-Brake	Shimano ALTUS	Shimano ALTUS	C-Star
BRAKE LEVER	Shimano RSX	Campagnolo AVANTI	Shimano DEORE LX	Shimano ALIVIO	Tektro RBP 375 AG	Alloy	Shimano ALTUS	Alloy	Alloy
HUBS	Shimano RSX	Campagnolo AVANTI	Shimano DEORE LX	Shimano ALIVIO	Shimano RM 40	Shimano RM 40	Shimano RM 40	Alloy	Alloy
CRANKSET	Shimano RSX 48/35/24T	Campagnolo AVANTI S&KRT	Shimano DEORE LX 42/32/21T	Shimano ALIVIO 42/32/21T	SR CW-CH26 42/32/21T	SR CW-CH26 42/32/21T	SR CW-CH26 42/32/21T	SR CW-XR10 42/32/21T	SR CW-XR10 42/32/21T
B.B.SET	Shimano LP26	Campagnolo RS-13 MI CART	Shimano DEORE LX	Shimano ALIVIO	Shimano ALIVIO	Shimano ALTUS	Shimano ALTUS	CH	CH
CHAIN	Shimano CN-HG30	Campagnolo CM-61	Shimano DEORE LX	Kinc IG51	Kinc IG51	Kinc UG50	Kinc UG50	Kinc UG50	Kinc UG50
PEDAL	Shimano PD-A550	Fasten	Welgo	Welgo	Welgo	Welgo	Welgo	Welgo	VP
SADDLE	Welo VL-248	Welo VL-248	Welo VL-306	Welo VL-195	Welo VL-195	Welo VL-195	Welo G.VL-195 LVL-244	Welo G.VL-195 LVL-244	Welo G.VL-195 LVL-244
SEAT POST	Kalloy SP-239 Alloy 27.2D	Kalloy SP-248 Alloy 26.8D	Kalloy SP-258 Alloy 26.8D	SP-243 Alloy 26.2D	SP-243 Alloy 26.2D	SP-243 Alloy 26.2D	SP-243 Alloy 26.2D	SP-243 Alloy 26.2D	Steel
RIM	Mavic CXP-14E	Mavic CXP-21E	Ritchey ROCK 415E	Araya GP-710	Araya GP-710	Alta VP-20	Alta VP-20	Alta VP-20	Alta VP-20
SPOKE	DT Swiss REVOLUTION	stainless	stainless	stainless	stainless	stainless	stainless	UCP	UCP
TIRE	CST C-1115 700*23C skin wall	Vibrona TECHNO TWIN 700*23C skin wall	CST M101M102 26" skin wall	CST C-1160/1166 26" dark skin wall	CST C-1160/1166 26" dark skin wall	CST C-1020N 26" all black	CST C-1020N 26" all black	CST C-1020N 26" all black	CST C-1030N 26" all black
LIGHT	-	-	-	-	-	-	-	-	-
REAR CARRIER	Colour 1st Burgundy	Yellow	Satin Finish	Matts Red	Yellow	Bright Red	G.Matts Anthracite L Pink Purple	Matts Orange	Mirror Blue
REMARK	-	-	-	-	-	-	-	24" available	24" available



**MERIDA INDUSTRY CO., LTD.**  
P.O. BOX: 56 YUANLIN, TAIWAN, R.O.C.  
TEL: 886-4-8526171  
FAX: 886-4-8527881  
E-Mail: meridasd@ms9.hinet.net



**AUSTRIA**  
SAIL & SURF GmbH  
TEL: 43-6132-25450  
FAX: 43-6132-25435  
E-Mail: office@sailsurf.at



**GERMANY**  
MERIDA FAHRRAD-  
VERTRIEBS GmbH  
TEL: 49-2263-3073  
FAX: 49-2263-3075  
E-Mail: http://www.merida.com



**NORWAY**  
STIANS SPORT AS  
TEL: 47-67-110020  
FAX: 47-67-110042  
E-Mail: s-sport@telepost.no



**SWITZERLAND**  
BELIMPOR S.A.  
TEL: 41-91-9942541  
FAX: 41-91-9949065  
E-Mail: belimpor@e-link.ch



**CZECH & SLOVAKIA**  
MERIDA CR & SR  
TEL: 42-68-45058  
FAX: 42-68-46474



**JAPAN**  
MERIDA JAPAN LTD.  
TEL: 81-6-651-8355  
FAX: 81-6-651-5961



**SPAIN**  
TOGANO, S.A.L.  
TEL: 945-250-778  
FAX: 945-267-577



**UK, IRELAND**  
MERIDA BICYCLES LTD.  
TEL: 44-115-970-5335  
FAX: 44-115-970-8582



**ISRAEL**  
INTCOM INTERNATIONAL LTD.  
TEL: 972-3-6875843  
FAX: 972-3-6874531  
FAX: 972-3-6871028



**SWEDEN**  
GRAHNS S. A.  
TEL: 46-141-54580  
FAX: 46-141-213158