


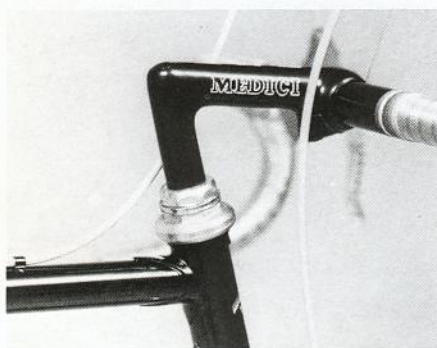


NEW
Campagnolo
SUPER RECORD Group
Standard on the 1983 MEDICI



MEDICI

**PRO-STRADA ROAD RACING
1983 BICYCLES**

Go for it!!!-the 1983 MEDICI



Are you 5'2" or less? . . . Ask for our special brochure—the MEDICI Pro-Minimo, three sizes—15, 16 & 17 inch seat tube lengths.

MEDICI BICYCLES

In 1978, the MEDICI road racing bicycle made its appearance in the U.S.A. Manufactured in Los Angeles, the name MEDICI was selected as being illustrative of the dedicated craftsmanship of the Italian renaissance.

A product of experienced, professionally trained experts, MEDICI is designed and manufactured along classic Italian racing lines. A production bicycle, it is constructed in optimum angle and tube length for each of its 18 seat tube sizes between 46.5 and 65 cm.

Handcrafted in the most fully equipped factory of its kind in the world, and machine quality controlled, these bicycles employ all of the most sophisticated current technology in the field.

MEDICI bicycles are built of brass-brazed Columbus SL & SP double butted steel tubing, depending on seat tube length. They feature:

- Eyeletted seat stays with maximum lug contact
- Chromed dropouts, front and rear
- Smooth indent-free chain stays
- Brazed-on guides, stops and fixtures
- Specialized bridge reinforcing
- Investment cast lugs, fork crown and bottom bracket shell
- Cross-grooved drop-outs

No short-cuts are taken during filing, sand blasting, pickling (acid bath) and paint priming. Colors are lustrous, electrostatically applied, oven-cured and rendered safe and beautiful by special prismatic decals and clear coat top lacquer.

Framesets are available in the eight 1983 colors or in "completed" ready-to-ride form, as shown in the specifications.

Fitments for down tube derailleur shift levers are provided as a matter of course but stops for handlebar shift cables are available upon specific order at no additional cost.

All sizes of MEDICI, in each of the 8 colors, are in STOCK on both the East and West Coast of the U.S.A. Delivery is immediate!

Ride & race safely on steel!





Specifications

MEDICI pro strada

STEELWORK

Slotted steering column and bottom bracket are Italian threaded. All bridges and supports are separately reinforced and stiffened.

Frame & Fork	Columbus double butted SP on frames 59 cm & larger, SL on 58 cm & smaller
Seat & Chain Stays	Spaced to accept conventional 6-speed freewheel, 5-speed design available on special order at no additional cost.
Lugs	Rexart investment cast
Bottom Bracket Hanger	Cinelli investment cast
Fork Crown	Haden investment cast
Dropouts	Rexart slotted, investment cast

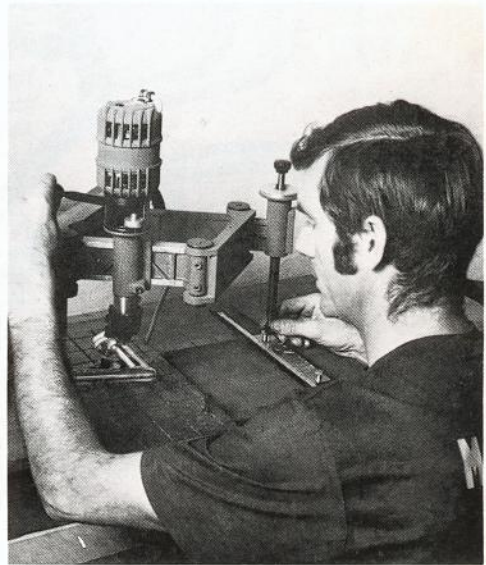



COMPONENTS

All Italian threaded except as noted.

Headset	Campagnolo SUPER RECORD
Brakes	Campagnolo SUPER RECORD (short reach)—recessed with yellow cable housing
Bottom Bracket	Campagnolo Nuovo Record
Crank	Campagnolo SUPER RECORD 170 mm to 59 cm 175 mm over 59 cm
Chainrings	Campagnolo SUPER RECORD 42/52T to 59 cm 42/53T over 59 cm
Derailleurs	Campagnolo SUPER RECORD (front & rear) with braze-on option
Pedals	Campagnolo Superlight BLACK Road Pedals
Hubs	Campagnolo SUPER RECORD 36 hole, low flange, BSA thread
Seat Post	Campagnolo SUPER RECORD 180 mm long-27.2 mm diameter
Seat Post Bolt	Hague Stainless Steel
Rims	Ambrosio Montreal Durex Gray, Heat treated, 36 hole
Spokes	DT 14 or 15 straight gauge, stainless steel
Tires	Clement Silk
Freewheel	Regina CX, BSA thread, splined body
Chain	Regina Oro or Sedisport
Toe Clips	Christophe spring steel-short, normal or long-according to frame size
Toe Straps	MEDICI, with buttons
Water Bottle	Cobra yellow plastic aerodynamic
Water Bottle Cage	Cobra profile black alloy, SS screws
Pump	Silca frame-fit, color matched to bicycle frame with Campagnolo "blue foot" steel head
Saddle	MEDICI Concor
Stem	MEDICI engraved-black anodized- length according to frame size
Handlebar	MEDICI engraved-black anodized

BRAZE-ON FEATURES

- A. Top Tube brake cable tunnels (3)
- B. Campagnolo Bottom Bracket derailleur cable guides (2)
- C. Campagnolo right rear chain stay cable stop (1)
- D. Down Tube water bottle cage fittings (2)
- E. Down Tube derailleur guides (2)
 1. Shift lever bosses, or
 2. Fingertip control cable stops
- F. Campagnolo Front Derailleur — optional at additional cost
- G. Chain Hanger
- H. On special request we will fit a second set of water
bottle fixtures on the Seat Tube & move the pump to
below the Top Tube, held in position with a brazed-on
peg.



All Sizes In Stock — Immediate Delivery

PAINT & FINISHING

- A. Standard 1983 colors and plating available are:
 1. Deep Metallic Blue-yellow highlighting
 2. Star Metallic Silver Classico-This Color selection is accompanied by:
 - a. Black Highlighting
 - b. Black Pump
 - c. Black Brake Cable Housing
 - d. Black Decals
 - e. Black Water Bottle Cage
 3. Blazing Orange-black highlighting
 4. Fire Engine Red-yellow highlighting
 5. Dense Gloss Black-yellow highlighting
 6. Brilliant Metallic Jade Green-yellow highlighting
 7. Slate Metallic Gray-yellow highlighting
 8. Candy Apple Metallic Red-yellow highlighting
 9. Brass Plate-black highlighting (\$100. extra charge)
 10. Chrome Plate-black highlighting (\$100. extra charge)
 11. Nickel Plate-black highlighting (\$50. extra charge)
- B. Pump is color matched to frameset except as noted
- C. A fully chromed fork is standard. Painted fork optionally available.
- D. Decals are head and seat tube, world bands, down tube identification, chain stay model, & flag
- E. Paint procedure: Acrylic primer, two coats of color, decals, clear overcoats. All electrostatic, all oven cured.
- F. We shall copy, so far as we are technically able, any paint chip submitted as a custom option at additional cost.
- G. Chromed rear dropouts to prevent rust.
- H. Chain Stays and Head Tube Lugs can be chrome or nickel plated at extra cost.

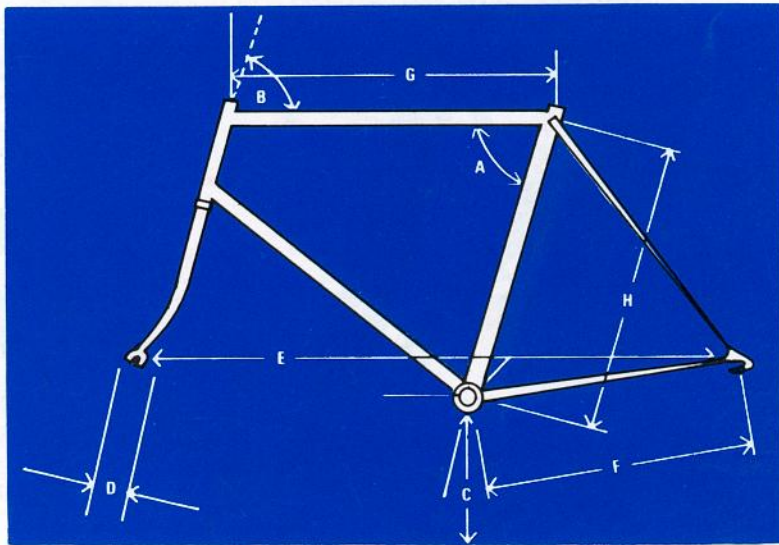
SIZES

Frames are manufactured in seat tube length of from 49 cm to 65 cm (19 1/4" to 25 1/2") in increments of one cm (0.4"). In addition, a limited number of 46.5 cm (18") frames are available at extra cost. Consult MEDICI Pro-Minimo brochure for framesets of 40, 42, & 44 cms. Measurement is figured from center of bottom bracket to top of top tube.

CONFIGURATION

- A. Angle between top tube and seat tube: 73 to 75 degrees according to frame size (see chart)
- B. Angle between top tube and head tube: 73 to 75 degrees according to frame size (see chart)
- C. Bottom Bracket height from ground: 267mm(10 1/2")
- D. Fork blade rake: 48mm (1-7/8")
- E. Wheelbase: 38 1/2" to 40 1/4" according to frame size
- F. Chain stay: 420mm (16 1/2") measured from center of bottom bracket to center of derailleur hanger
- G. Top Tube: 52 cm to 60 cm according to frame size. From 46.5 to 55 cm top tube is slightly longer than seat tube. From 56 cm to 65 cm top tube is slightly shorter than seat tube. (see chart)
- H. Seat Tube: 46.5 cm to 65 cm

SIZE	A SEAT ANGLE	B HEAD ANGLE	G TOP TUBE	FRAMESET WEIGHT IN LBS.
46.5cm	74°	72°	51.5cm	5
49 cm	75°	73°	52 cm	5-1/8
50 cm	74°	73°	52.5cm	5-1/8
51 cm	74°	73°	53 cm	5-1/4
52 cm	73°	73°	53.5cm	5-1/4
53 cm	73°	73°	54 cm	5-1/4
54 cm	73°	73°	54.5cm	5-3/8
55 cm	73°	73°	55 cm	5-1/2
56 cm	73°	73°	56 cm	5-1/2
57 cm	73°	73°	56.5cm	5-5/8
58 cm	73°	73°	57 cm	5-3/4
59 cm	73°	74°	57.5cm	6-1/8
60 cm	73°	74°	58 cm	6-3/8
61 cm	73°	74°	58.5cm	6-1/2
62 cm	73°	74°	59 cm	6-1/2
63 cm	73°	74°	59.5cm	6-3/4
64 cm	73°	74°	59.5cm	6-3/4
65 cm	73°	74°	60 cm	6-7/8



PRICES

See accompanying price sheet or call Medici at the numbers listed below.



In the East:
 Medici Bicycle Company
 1183 West Side Avenue
 Jersey City, NJ 07306
 (201) 792-6350 Telex 12-7737

In the West:
 Medici Bicycle Company
 3238 Union Pacific Avenue
 Los Angeles, CA 90023
 (213) 262-3212 Telex 69-1645