




**NEW**  
Engraved Stem  
Fully Chromed Fork  
Six Speed Rear Triangle  
All Standard on the **1981 MEDICI**



**MEDICI**  
**1981 BICYCLES**

# Go for it!!! - the 1981 MEDICI



**Comparison Note:** The Standard 1981 MEDICI Pro Strada road racing bicycle is equipped with Campagnolo SUPER RECORD seat post, Campagnolo SUPER RECORD chainrings, Campagnolo Superlight Black pedals, Clement SILK tires & all investment cast lugs. Is any other bicycle?

# MEDICI BICYCLES

In 1978, the MEDICI road racing bicycle made its appearance in the U.S.A. Manufactured in Los Angeles, the name MEDICI was selected as being illustrative of the dedicated craftsmanship of the Italian renaissance.

A product of experienced, professionally trained experts, MEDICI is designed and manufactured along classic Italian racing lines. A production bicycle, it is constructed in optimum angle and tube length for each of its 18 seat tube sizes between 46.5 and 65 cm.

Handcrafted in the most fully equipped factory of its kind in the world, and machine quality controlled, these bicycles employ all of the most sophisticated current technology in the field.

MEDICI bicycles are built of brass-brazed Columbus SL & SP steel tubing, depending on seat tube length. They feature:

- Eyeletted seat stays with maximum lug contact
- Smooth indent-free chain stays with special allowance for complete freewheel selection
- Brazed-on guides, stops and fixtures
- Specialized bridge reinforcing
- Investment cast lugs, fork crown and bottom bracket shell
- Cross-grooved drop-outs

No short-cuts are taken during filing, sand blasting, pickling (acid bath) and paint priming. Colors are lustrous, oven-cured and rendered safe and beautiful by special prismatic decals and clear coat top lacquer.

Framesets are available in the seven 1981 colors or in "completed" ready-to-ride form, as shown in the specifications.

Fitments for down tube derailleur shift levers are provided as a matter of course but stops for handlebar shift cables are available upon specific order at no additional cost.

All sizes of MEDICI, in each of the 7 colors, are in STOCK on both the East and West Coast of the U.S.A. Delivery is immediate!

*Ride & race safely on steel!*





## Specifications

# MEDICI

### STEELWORK

Slotted steering column and bottom bracket are Italian threaded. All bridges and supports are separately reinforced and stiffened.

Frame & Fork .....	Columbus double butted SP & SL (according to size)
Seat & Chain Stays .....	Spaced to accept conventional 6-speed freewheel. 5-speed design available on special order at no additional cost.
Lugs .....	Rexart investment cast
Bottom Bracket Hanger .....	Cinelli investment cast
Fork Crown .....	Haden investment cast
Dropouts .....	Rexart slotted, investment cast

### COMPONENTS

All Italian threading except as noted. Campagnolo Super Record equipment other than those items mentioned as standard is available at additional cost.

Headset .....	Campagnolo Nuovo Record
Brakes .....	Campagnolo Nuovo Record with yellow cable housing
Bottom Bracket .....	Campagnolo Nuovo Record
Cranks .....	Campagnolo Nuovo Record 170 mm to 59cm 175mm over 59cm
Chainrings .....	Campagnolo SUPER RECORD 42/52T to 59cm 42/53T over 59cm
Derailleurs .....	Campagnolo Nuovo Record (front & rear)
Pedals .....	Campagnolo Superlight BLACK Pedals
Hubs .....	Campagnolo Nuovo Record 36 hole, low flange, BSA thread
Seat Post .....	Campagnolo SUPER RECORD 180mm long-27.2mm diameter
Seat Post Bolt .....	Hague Stainless Steel
Rims .....	Super Champion
Spokes .....	DT, 14 straight gauge
Tires .....	Clement Silk
Freewheel .....	Regina Oro, BSA thread, splined body
Chain .....	Regina Oro
Toe Clips .....	Christophe spring steel— short, normal or long— according to frame size
Toe Straps .....	Binda, with buttons
Water Bottle .....	AL•E plastic with MEDICI logo
Water Bottle Cage .....	Cobra alloy
Pump .....	Silca frame—fit, color matched to bicycle frame with Campagnolo "blue foot" steel head
Saddle .....	Avocet or Unicanitor
Stem .....	Cinelli 1/A or Triple T length according to frame size
Handlebar .....	Cinelli #64 or Triple T Grand Prix taped with chrome plugs

### BRAZE-ON FEATURES

- A. Top Tube brake cable tunnels (3)
- B. Campagnolo Bottom Bracket derailleur cable guides (2)
- C. Campagnolo right rear chain stay cable stop (1)
- D. Down tube water bottle cage fittings (2)
- E. Down tube derailleur guides (2)
  - 1. Shift lever bosses, or
  - 2. Fingertip control cable stops

**PAINT & FINISHING**

- A.) Standard 1981 colors available are:
  - 1.) Deep Metallic Blue
  - 2.) British Navy Blue
  - 3.) Blazing Orange
  - 4.) Fire Engine Red
  - 5.) Dense Gloss Black
  - 6.) Brilliant Metallic Sea Green
  - 7.) California Burgundy
- B.) Pump is color matched to frameset
- C.) A fully chromed fork is standard. Painted fork optionally available.
- D.) Lugs and some details are picked out in yellow.
- E.) Decals are head and seat tube, world bands, and down tube identification
- F.) Paint procedure: Acrylic primer, two coats of color, decals, clear overcoats. Each application is separately oven cured.
- G.) We shall copy, so far as we are technically able, any paint chip submitted as a custom option at additional cost.
- H.) Engraved handlebar stem.

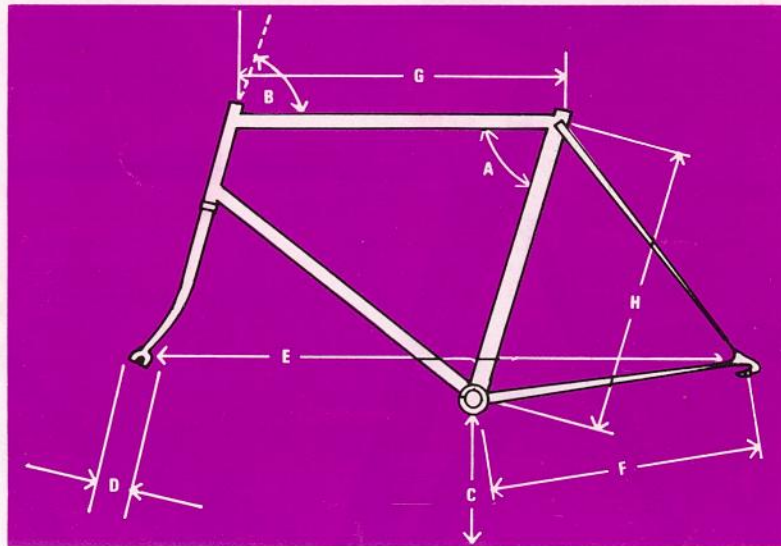
**SIZES**

Frames are manufactured in seat tube length of from 49cm to 65cm (19½" to 25½") in increments of one cm (0.4"). In addition, a limited number of 46.5cm (18") frames are available at extra cost. Measurement is figured from center of bottom bracket to top of top tube.

**CONFIGURATION**

- A.) Angle between top tube and seat tube: 73 to 75 degrees according to frame size (see chart)
- B.) Angle between top tube and head tube: 73 to 75 degrees according to frame size (see chart)
- C.) Bottom Bracket height from ground: 267mm (10½")
- D.) Fork blade rake: 48mm (1-7/8")
- E.) Wheelbase: 38½" to 40¼" according to frame size
- F.) Chainstay: 420mm (16½") measured from center of bottom bracket to center of derailleur hanger
- G.) Top Tube: 52cm to 60cm according to frame size. From 46.5 to 55cm top tube is slightly longer than seat tube. From 56cm to 65cm top tube is slightly shorter than seat tube. (see chart)
- H.) Seat Tube: 46.5cm to 65cm

SIZE	A SEAT ANGLE	B HEAD ANGLE	G TOP TUBE
49cm	75°	73°	52 cm
50cm	74°	73°	52.5cm
51cm	74°	73°	53 cm
52cm	73°	73°	53.5cm
53cm	73°	73°	54 cm
54cm	73°	73°	54.5cm
55cm	73°	73°	55 cm
56cm	73°	73°	56 cm
57cm	73°	73°	56.5cm
58cm	73°	73°	57 cm
59cm	73°	74°	57.5cm
60cm	73°	74°	58 cm
61cm	73°	74°	58.5cm
62cm	73°	74°	59 cm
63cm	73°	74°	59.5cm
64cm	73°	74°	59.5cm
65cm	73°	74°	60 cm



**PRICES**

See accompanying price sheet or call Medici at the numbers listed below.



**In the East:**

Medici Bicycle Company  
 1183 West Side Avenue  
 Jersey City, NJ 07306  
 (201) 792-6350 Telex 12-7737

**In the West:**

Medici Bicycle Company  
 3238 Union Pacific Avenue  
 Los Angeles, CA 90023  
 (213) 262-3212 Telex 69-1645