



KONA

MOUNTAIN

BIKES

KNINE 1997




Kona Mountain Bikes, is headquartered in Ferndale, Washington and Vancouver, BC. The Pacific Northwest rainforest region provides us with climate and terrain that is very brutal on equipment. Our core Design Group is aided and abetted by a serious group of employees who make a habit of riding off-road every day in every type of rideable (and nearly rideable) condition.

The Kona name comes from our fascination with volcanic things. We're located on the Northern edge of the volcanic Cascade


Mountains, which runs down the Pacific Coast from Canada to Southern California. The Hawaiian Islands are a volcanic chain so the Kona name connection came along naturally.

Kona was founded in 1988 by long-time riders and racers who had previously founded and worked for Ritchey, Marin & Rocky Mountain Bicycles. The original Kona bicycles were custom machines based on our own preference in high-performance off-road bikes. This tradition of making thoughtful, reliable, well-balanced Mountain Bikes is still the cornerstone of the Kona way.



Richard Coe, Kona staff, Ranger Trail, North Shore. Photos: John Gibson

**It's Your
BUCK A BIKE!**



For every Kona Mountain Bike sold in the UK, Second Level Sport will contribute £1 to Sustrans. Sustrans, is a national charity which designs and builds routes for people. The National Cycle network will be a 6,500 mile series of linked routes, half traffic free and half on roads. The whole network is scheduled for completion by 2005, with 2,500 miles finished by the year 2000. For more information call 0117 929 0888. Kona believes that riders and the cycle industry should work together to make the world a bike friendly place. Kona USA has so far contributed over \$50,000 to cycling organizations with it's Buck-A-Bike campaign.



The Heart of the Bicycle is the Frame.

We're constantly evaluating and adjusting our frame designs as rider demands and technology change. Rather than re-inventing the mountain bike every season based on the latest trend, the Kona way is to fine tune our proven designs. While the sloping top tube layout that we pioneered nine years ago is no longer unique to our frames, the subtle refinements are.

WHAT & WHY

- 1) Long, sloping top tube provides room for body movement, optimum breathing and proper position. It also provides a great deal of stand-over clearance for exceptional bike control.
- 2) Short 16-3/4" chainstays provide the perfect balance between stability and power in or out of the saddle.
- 3) Lower attachment of the seat stays produces shorter tubes that have less flex during braking and acceleration.
- 4) Three inch extended seat tube above the top tube to correctly proportion the seat/handlebar relationship for the individual rider.
- 5) Long head tube provides a strong support for top and down tube, helps to distribute trail shock and prolongs headset bearing durability. It also provides a more ergonomic seat/handlebar relationship and is designed to accommodate the latest in suspension fork design.




The original Kona Suspension Experience design is used on the King Kikapu and U'hu. These frames were designed and prototyped exclusively by the Kona Design Group for Kona Mountain Bikes. The main features are:

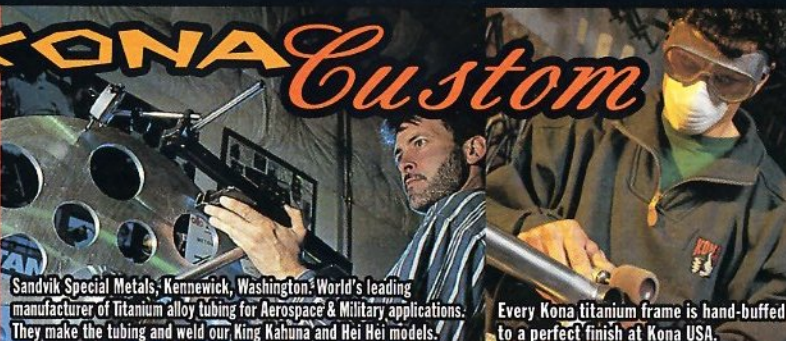
- 1 SEMI-UNIFIED, LINEAR RATE REAR END: The frame has a shock leverage ratio of 2.45:1, producing over 3.5" of rear wheel travel. Bottom bracket, chainstay and rear axle travel up and down as one unit eliminating the bio-pace effect on climbs. Driving forces are isolated in rear triangle. Rear triangle pivots are close to bottom bracket, minimizing seat tube accordion effect and improving torsional rigidity.
- 2 COLD-FORGED SWING ARM: Kona is the only unified design with swing arm. The swing arms isolate the shock from lateral loads, eliminating stress induced stiction and allowing the leverage rate to be linear.
- 3 CUSTOM VALVED FOX SHOCK: Because the Kona suspension design has a constant leverage rate, the shock unit has been custom valved by Fox to optimize compression and rebound performance. Internal negative spring eliminates stiction in the initial 1/8" of shock stroke.
- 4 INTERRUPTED SEAT TUBE: Not interrupted for shock/linkage interference, but for movement of the secondary seat tube while keeping Kona's 425mm chainstay length.
- 5 EXTRA: Two sets of bottle bosses. Larger oversize pivots. Lower pivot is adjustable by two pinch bolts. Gussets to strengthen pivots. Uni-seat stays. The unified rear stays allow very little deflection of brake bosses. Forged seat stay pivot/brake cable stop. Has positive feel to brakes and less lateral flex.

The new Kona Suspension design is also a product of the Kona Design Group. The U'i and Manomano frames are a rising rate design built around a coil-over shock:

- 1 LEVERAGE RATIO: of 2.06:1, the rear wheel has almost 3" of available travel.
- 2 NO POGO: The pivot is located 5mm above the horizontal wheelbase plane to minimize any bio-pace effects caused by changes in the effective chainstay length. This location keeps the average drivetrain length very consistent.
- 3 CUSTOM VALVED SHOCKS: Shock Works (U'i) and Fox Vanilla (Mano) coil-over rear shocks are specifically tuned for Kona. The 16" frames are equipped with a 450lb spring. The 18", 19" & 20" frames have 550lb springs. Both shocks have a large range of preload adjustment.
- 4 COLD-FORGED SWING ARM




KONA Custom




Sandvik Special Metals, Kennewick, Washington: World's leading manufacturer of titanium alloy tubing for Aerospace & Military applications. They make the tubing and weld our King Kahuna and Hei Hei models.

Every Kona titanium frame is hand-buffed to a perfect finish at Kona USA.



Altitude Cycles, Chico, California. The Caldera, Hot and Ku, are handcrafted by the USA's number one manufacturer of performance mountain bike frames.



VeloGraphics, Bellingham, Washington. Kona Custom frames are painted one at a time in the color(s) of your wildest dreams using Sikkens Polyurethane paint.

K O N A




R A C I N G




Dave Wiens - USA



Ian Cuthbertson - England



Roland Green - Canada



Dario Cioni - Italy

KONA FACTORY TEAM CLOTHING

KONA CASUAL CLOTHING

KONA K-NINE CLOTHING



- A Factory Team jersey by Sugoi or Parentini.
- B Factory Team shorts by Sugoi or Parentini.
- C Factory Team jacket by Sugoi or Parentini.
- D Kona Floral-K 100% cotton cycling cap by Pace.



- E Kona Thumb, Factory Team & Diamond Dog t-shirts. 100% cotton.
- F Kona Thumb baseball cap. 100% cotton.
- G Kona Factory Team baseball cap. 100% cotton.
- H K-Nine cycling socks by De-Feet.




- I Thermal Long-Sleeve shirt. 100% cotton.
- J Reversible vest. Nylon front, fleece inner.
- K Fleece vest.
- L Lazy Boy shorts. 100% cotton with padded liner.

When You've Got The Fastest Bike on the World Cup Circuit...

MISSEER



MISSEER REPLICIA



Tommi Misser - Kona/Spain, 1996 World Cup Downhill Leader

The King Kahuna is also available in the standard Hei Hei option: 3-2.5 Ti round tubes w/o gussets.

Frame: 3.3 lbs/1.5kg
Fork (Z1): 3.5 lbs/1.6kg
Bike: 22.3 lbs/10.1kg



Pronunciation: KA-HOO-NA. Meaning: Wizard.

WHAT

Sandvik 3-2.5 Titanium Alloy tubing
Kona Multi-shape tube design/gusseted
Shimano XTR components
Control Tech stem & Syncros seatpost
Mavic 217 rims, DT spokes, handbuilt



WHY

Aerospace Grade tubing; Good forever
Comfort, resilience, rigidity
Finest components – period
The strongest & lightest
These wheels are unreal

Frame: 3.4 lbs/1.55kg
Fork (Z2): 3.3 lbs/1.5kg
Bike: 23.3 lbs/10.6kg



Say: KOO. Meaning: Standing tall or erect.

WHAT

Made in USA
Taper-buttet Easton Aluminum frame
Marzocchi Bomber Z2 fork
Shimano XTR or XT component kits
Cook Bros crankset



WHY

Handcrafted, #1 quality, paint options
Light, lively, very strong
Extra plush, easy service
Options are what custom is all about
Precision USA quality

Frame: 3.8 lbs/1.7kg
Fork: 3.3 lbs/1.5kg
Bike: 23.9 lbs/10.9kg



HOT

Meaning: At high temperature, angry, pungent, passionate, excited, very skillful.

WHAT

- Reynolds 853 air-hardened steel tubing
- Made in USA
- Marzocchi Bomber Z1 or Z2 fork
- Custom paint options
- DT spokes, hand-crafted wheels



WHY

- Lightest steel tubing made, very strong
- The tubing is extremely difficult to work
- Very plush – pick 3" or 4" of travel
- Attain Beatitude
- Achieve Nirvana

Frame: 4.0 lbs/1.8kg
Fork: 3.1 lbs/1.4kg
Bike: 24.2 lbs/11.0kg



CALDERA

A deep cauldron-like cavity on summit of volcano.

WHAT

Altitude Heat-treated Cromoly tubing

Made in USA

Rock Shox Indy XC fork

Shimano Deore LX V-Brakes

Shimano Deore XT/LX Rapidfire shifters



WHY

Light, rigid, strong

Small batches, high quality

One piece Magnesium lower legs

Powerful Linear Pull system

Smooth, superlative shifting

Frame: 5.5 lbs/2.5kg

Fork: 3.5 lbs/1.6kg

Bike: 26.7 lbs/12.1kg



KING KIKAPU

Oops! I didn't know we couldn't talk about SEX

WHAT

- Kona Suspension Design
- Double-buttressed Easton Aluminum frame
- Fox Alps 5R air/oil rear shock
- Marzocchi Bomber Z1 fork
- Shimano Deore XT crankset



WHY

- Plush, active & efficient
- Light, lively, very strong
- Plush, light, adjustable
- The King of DH forks – 4" of travel
- Strong & light spiderless design

Frame: 5.5 lbs/2.5kg
Fork: 3.3 lbs/1.5kg
Bike: 26.7 lbs/12.1kg



UHU

Say: Yoo Hoo! And mean it.

WHAT

Kona Suspension Design

Marzocchi Bomber Z2 fork

Fox Alps 5 air/oil rear shock

DT Stainless spokes

Azonics World Force Riser handlebar



WHY

Efficient power transfer without altering chainline

Extra plush, easy service

Plush, light, reliable

Swiss spokes are the best

High control position – stable & strong

Frame: 5.7 lbs/2.6kg

Fork: 3.2 lbs/1.45kg

Bike: 26.9 lbs/12.2kg



MANOMANO

Meaning: Great! Or four thousand times four thousand.

WHAT

Double-butted Aluminum frame

NEW Kona Suspension Design

Fox Vanilla rear shock

Shimano Deore LX/STX Rapidfire shifters

Shimano LX V-Brakes & Avid Speed Dial levers



WHY

Light, lively, very strong

No pogo and plush – 3" of travel

Bomb-proof coil-over design

Smooth, superlative shifting

Powerful Linear Pull system

Frame: 5.7 lbs/2.6kg
Fork: 3.2 lbs/1.45kg
Bike: 27.2 lbs/12.3kg



Pronunciation: YOO-EE. Hawaiian for Beautiful.

WHAT

Double-buttressed Aluminum frame

Rock Shox Quadra 5 fork

Grip Shift 400/Shimano STX shifters

Curve OM brakes

Mavic 238 double-wall Aluminum rims



WHY

Light, lively, very strong

Comfortable suspension, low maintenance

Smooth shifting, easy service

High power system

Strong & reliable wheels

Frame: 3.4 lbs/1.55kg
Fork: 3.3 lbs/1.5kg
Bike: 23.4 lbs/10.6kg



KONA

Pronunciation: KOO-LA. Meaning: Gold.

WHAT

- Taper-butted Easton Aluminum frame
- Marzocchi Bomber Z2 fork
- Shimano XTR rear derailleur
- Shimano XT V-Brakes & Rapidfire shifters
- Mavic 217 rims



WHY

- Light, lively, very strong
- Extra plush, easy service
- The King of Derailleurs
- Brake & shift simultaneously
- Strongest cross-country rim made

Frame: 3.4 lbs/1.55kg
Fork: 3.1 lbs/1.4kg
Bike: 24.8 lbs/11.2kg



Say: Ah! Ah! Meaning: Hot Lava Rock.

WHAT

Taper-butted Easton Aluminum frame

Rock Shox Indy XC fork

Shimano Deore XT/LX Rapidfire shifters

Shimano LX V-Brakes & Avid Speed Dial levers

Dia Compe STC threadless "Aheadset"



WHY

Light, lively, very strong

One piece Magnesium lower legs

Smooth, superlative shifting

Powerful Linear Pull system

Adjustable on the trail

Frame: 4.0 lbs/1.8kg
 Fork: 2.7 lbs/1.2kg
 Bike: 23.8 lbs/10.8kg



EXPLOSIFF

Not an incendiary device.

WHAT

- Columbus MAX Nivachrom frame
- Rock Shox Indy SL fork
- Sugino Mighty 900 crankset
- Shimano XT V-Brakes & Avid Speed Dial levers
- Mavic 217 Double-wall rims



WHY

- Strength of steel, rigidity of Aluminum
- Lightweight Easton legs
- Rigid cold-forged design
- Powerful Linear Pull system
- Strongest cross-country rim made

Frame: 3.9 lbs/1.77kg
Fork: 1.7 lbs/0.8kg
Bike: 22.7 lbs/10.3kg



KILAUEA

Live Volcano: located on Kona coast of the Big Island.

WHAT

- Columbus Cyber Nivachrom frame**
- Shimano Deore XT Rapidfire shifters**
- Shimano LX V-Brakes & Avid Speed Dial levers**
- Mavic 221 Double-wall rims**
- Wellgo WPD-700 clipless pedals**



WHY

- Light, lively, very strong**
- Smooth, superlative shifting**
- Powerful Linear Pull system**
- UB sidewall finish for enhanced braking**
- Easy step-in & Shimano compatible**

Frame: 3.6 lbs/1.6kg
Fork: 3.2 lbs/1.45kg
Bike: 25.5 lbs/11.6kg



MUNI-MULA

The secret password is...

WHAT

Double-buttressed Aluminum frame

Rock Shox Indy XC fork

Shimano STX 8-speed hub & freewheel

Avid Single Digit brakes & Speed Dial levers

Shimano Deore LX crankset



WHY

Light, lively, excellent acceleration

Low friction, double seal system

24 gears – wider gear ratios

Powerful Linear Pull system

Lightweight spiderless design

Frame: 3.6 lbs/1.6kg
Fork: 2.3 lbs/1.04kg
Bike: 24.9 lbs/11.3kg



Pronunciation: KO-AH. A highly valued Hawaiian hardwood. Also means fearless.

WHAT

Double-butted Aluminum frame
Grip Shift 400/Shimano STX shifters
Curve OM brakes
Mavic 238 double-wall Aluminum rims
Dia-Compe threadless "Aheadset"



WHY

Light, lively, excellent acceleration
Smooth shifting, easy servicing
High power system
Strong & reliable wheels
Adjustable on the trail

Frame: 4.5 lbs/2.04kg

Fork: 3.2 lbs/1.45kg

Bike: 26.6 lbs/12.1kg



CINDER CONE

A Cinder Cone is built with loose pyroclastic material surrounding a volcanic vent.

WHAT

Kona Cromoly butted tubing throughout

Rock Shox Indy C fork

Shimano STX 8-speed hub & freewheel

Avid Single Digit brakes & Speed Dial levers

Dia-Compe threadless "Aheadset"



WHY

Strong, light & reliable frame

Low friction, double seal system

24 gears – wider gear ratios

Powerful Linear Pull system

Adjustable on the trail

Frame: 4.5 lbs/2.04kg
Fork: 2.3 lbs/1.04kg
Bike: 25.9 lbs/11.8kg



LAVA DOME

A dome-shaped volcanic landform.

WHAT

- Kona Cromoly butted tubing throughout**
- Grip Shift 400/Shimano LX/STX shifters**
- Curve OM brakes**
- Mavic 238 double-wall Aluminum rims**
- Kona Scratch & Sniff tires**



WHY

- Strong, light & reliable frame**
- Smooth shifting, easy service**
- High power system**
- Strong & reliable wheels**
- Lightweight knobbies – sure traction**

Frame: 4.7 lbs/2.1kg
Fork: 3.2 lbs/1.45kg
Bike: 27.3 lbs/12.4kg



FIRE MOUNTAIN

Welcome to the World of Suspension.

WHAT

- Kona Cromoly butted tubing throughout
- Rock Shox Quadra 5 fork
- Grip Shift 400/Shimano STX shifters
- Dia-Compe threadless "Aheadset"
- Kona Aluminum butted handlebar



WHY

- Strong, light & reliable frame
- Comfortable suspension; low maintenance
- Smooth shifting, easy service
- Adjustable on the trail
- Thoroughly tested, lightweight steering

Frame: 4.7 lbs/2.1kg
Fork: 2.3 lbs/1.04kg
Bike: 26.7 lbs/12.1kg



HAWAIIANNA

Hawaiian for HOT.

WHAT

- Kona Cromoly butted tubing throughout
- Grip Shift 400/Shimano Acera-X shifters
- Shimano Alivio/Acera-X brakes
- US-made Sun No.5 Aluminum rims
- Stainless steel spokes



WHY

- Strong, light & reliable frame
- Smooth shifting, easy service
- Powerful & secure system
- Improved braking, strong wheels
- Strong, no-rust wheels

Frame: 5.1 lbs/2.3kg
Fork: 2.3 lbs/1.04kg
Bike: 25.5 lbs/11.6kg



**A'HA**

It's an Hawaiian Needlefish.

WHAT

Kona Cromoly butted tubing throughout
Single speed
Cyclone BMX cold-forged crankset
Kona Scratch & Sniff tires
Stars & Bars paint



WHY

Strong, light & reliable frame
Who needs gears?
Powerful, simple & strong
They're stinky
Damn it looks good



Frame: 3.1 lbs/1.4kg
Fork: 1.5 lbs/0.7kg
Bike: 20.9 lbs/9.5kg

KAPU

Meaning: Forbidden.

WHAT

- Columbus Genius Nivachrom tubing
- Kona Mudshark fork
- Campagnolo Veloce component group
- Mavic CXP-12 rims/DT spokes
- Dia-Compe threadless "Aheadset"



WHY

- Good enough for Ernesto
- It's straight
- Because of Tullio
- Light, strong wheels
- Adjustable on the trail

MOUNTAIN Shock

The Core of Kona features
Six Fine Suspension Forks.



MARZOCCHI BOMBER Z1

The Ultimate in Plush Travel
Oil Cartridge/Coil Spring Suspension
Easton steer column and stanchions
Travel: 4 inches
Weight: 3.5 lbs




ROCK SHOX INDY SL

Excellent Lightweight Function
MCU Elastomer/Coil Spring Suspension
Easton steer column and stanchions
Travel: 2.5 inches
Weight: 2.9 lbs



ROCK SHOX INDY C

Urethane Elastomer/Coil Spring Suspension
One-piece magnesium lower assembly
Adjustable pre-load, double seal system
Travel: 2.5 inches
Weight: 3.5 lbs



MARZOCCHI BOMBER Z2

Cross Country Comfort
Oil Cartridge/Coil Spring Suspension
Easton steer column and stanchions
Travel: 3 inches
Weight: 3.3 lbs



ROCK SHOX INDY XC

MCU Elastomer/Coil Spring Suspension
One-piece magnesium lower assembly
Butted steel stanchions
Travel: 2.5 inches
Weight: 3.3 lbs



ROCK SHOX QUADRA 5

Urethane Elastomer Suspension
Magnesium lower tubes
Aluminum alloy brace, adjustable pre-load
Travel: 1.9 inches
Weight: 3.5 lbs



SHIMANO

Shimano, is one of the primary sponsors of the Kona Factory Team, which gave our racers an opportunity to thoroughly test the new components and improved designs during the 1996 race season. We have selected some of their most significant components to play a major part in the make-up of our 1997 models.



Shimano Rapidfire SL Shifters.

Shimano Rapidfire SL shifters are now made as separate shifter units in Deore XT and Deore LX. This allows more individual preference for shift/brake lever positioning and simpler servicing. Matched with Shimano derailleurs, chains and freewheels, the function is fast, precise and smooth. One very important benefit of Rapidfire is simultaneous shifting and braking, particularly important for high-speed technical riding and racing.

Shimano Deore V-Brakes.

Shimano Deore XT and Deore LX V-Brakes provide more braking power and control through longer cantilever arms and direct 90 degree cable action. Shimano Deore XT has a Parallel-Push mechanism for more uniform pad wear. These brakes are very powerful, enabling very quick stops and turns.

Shimano Deore Cranks.

Shimano Deore XTR, Deore XT and Deore LX cranks have a new, spiderless design for considerable weight savings. The chainrings are driven from the bottom bracket spindle for better power transfer. Shimano Deore XTR uses a special, splined hollow B/B spindle, Shimano Deore XT and Deore LX use a standard bottom bracket design.



GRIP SHIFT



Grip Shift SRT Shifters.


At 135 grams per set, the Grip Shift SRT 600 and 400 are among the lightest and most efficient shifters on the market. Because of a short grip rotation, the full range of gears is available in a single twist. Delrin is used extensively to reduce

shifting effort and to provide a solid feel. While both the SRT models are equipped with stainless steel springs and cables, the SRT 600 has an inboard seal, detenting barrel adjuster and aggressive grip.

AVID

Avid Single Digit Brakes.

These powerful, linear brakes direct the full force generated by long, cold-forged arms directly to the rim via Kool Stop Thin Line pads. The brakes pivot on precision 2024 aluminum spring tensioners instead of the frame bosses.



Avid Speed Dial Levers.

The new "L" levers are designed specifically for linear pull brakes. The cold-forged blades are equipped with the Avid "Speed Dial" feature that allows a rider to easily fine tune brake feel while on the trail.



Scratch and Sniff tires. Yes, they are stinky.

Sniff, is a 26x2.10 front tire with large, wide-spaced knobs for excellent direction control. The center knobs form a flying "V" to push mud forward. Lightweight at only 575 grams, Sniff works well in mud but excels in hard pack conditions.

Scratch, is a directional 26x2.10 tire, with extremely wide knob spacing for the best possible mud clearing. Center knobs are a paddle-style grouping for positive traction. These knobs angle up sharply on the traction side and more moderately on the mud clearing side. Scratch, also works well in hard pack conditions and weighs only 575 grams.



Mavic 217 rims.

Mavic of France is the world's leading manufacturer of bicycle rims. They are featured on most Kona models. They have two center walls instead of one, and the 217 and 221 rims are machined down to a perfect parallel braking surface.

DT Stainless Steel spokes.

The key to performance and reliability of Kona wheels are in the quality of the rims and spokes. DT stainless steel spokes from Switzerland, are the finest available, enabling us to build perfect and strong wheels. 14 gauge diameter is used on the rear for strength, and 15 gauge on the front for weight savings.



Dia Compe Aheadset.

Dia Compe, is the leader in headset design and the inventor of the threadless Aheadset system. The beauty of the design is that it is lightweight, strong, and can be adjusted on the trail with a 5mm allen key. We feature the STC and ALC headsets with fully sealed, replaceable bearings.



Tahoma Sonne 4 stem.

Every stem on each Kona model and size has a specific length and rise to accomodate most riders. The Aluminum, cold-forged Sonne stem design works perfectly with the Dia Compe Aheadset system and can be quickly changed by your Kona dealer to provide a perfect fit for comfort and performance.



Curve 2014 handlebar.

The Curve handlebar is made from seamless triple-buttet 2014 aluminum alloy. This 2000 series alloy provides exceptional strength and fatigue life. The wall thickness ranges from 1.2mm to 2.0mm. The one piece alloy shim protects the bar from stress risers at the clamping area. Weight for the handlebar is 163 grams plus the 13 gram shim.

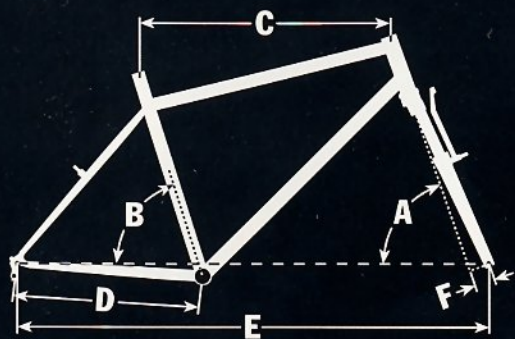


Azonics World Force Riser handlebar.

King Kikapu and U'hū suspension models use the Azonics 1-1/2" World Force Riser bar. Material is 2014 Aluminum - extremely fatigue resistant. Weight is 330 grams. Width is 26", providing superior leverage and bike control.

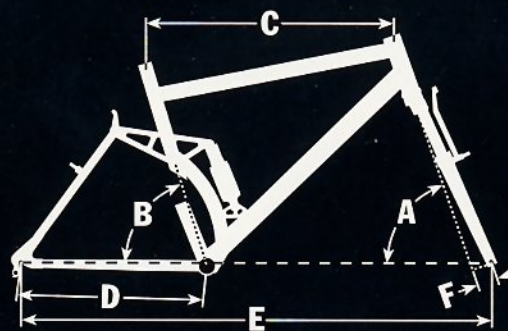


G E O M E T R Y



HEI HEI, KU, HOT, KULA, EXPLOSIF, AA, MUNI-MULA, KILAUEA, CINDER CONE, KOA, LAVA DOME

Frame Size	Head Angle (A)	Seat Angle (B)	Top Tube (C)	Chain Stay (D)	Wheel Base (E)	Fork Offset (F)	Stand-over Height	Crank Length	Stem Length
14"	70.5°	74°	21.5	16.75	40.6	1.54	24	170	80/6
16"	70.5°	74°	22.0	16.75	41.1	1.54	26	170	105/6
17"	71°	74°	22.5	16.75	41.5	1.54	27	175	105/6
18"	71°	74°	23.0	16.75	42.0	1.54	28	175	120/6
19"	71°	73°	23.5	16.75	42.2	1.54	29	175	120/6
20"	71°	73°	24.0	16.75	42.7	1.54	30	175	135/6
21"	71°	72.5°	24.5	16.75	43.0	1.54	31	175	135/6

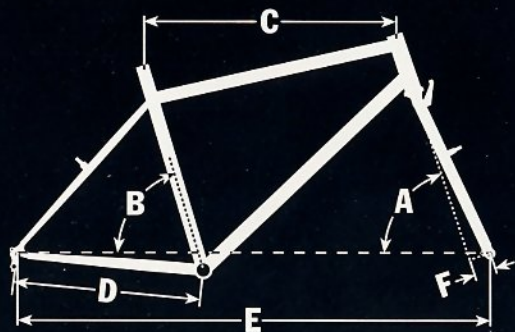


KING KIKAPU, U'HU

Frame Size	Head Angle (A)	Seat Angle (B)	Top Tube (C)	Chain Stay (D)	Wheel Base (E)	Fork Offset (F)	Stand-over Height	Crank Length	Stem Length
16"	72°	74.5°	22.0	16.9	41.0	1.6	28	170	105/6
18"	72°	74.5°	23.0	16.9	42.0	1.6	30	175	120/6
19"	72°	74°	23.5	16.9	42.4	1.6	30.7	175	120/6
20"	72°	74°	24.0	16.9	42.9	1.6	31.4	175	135/6

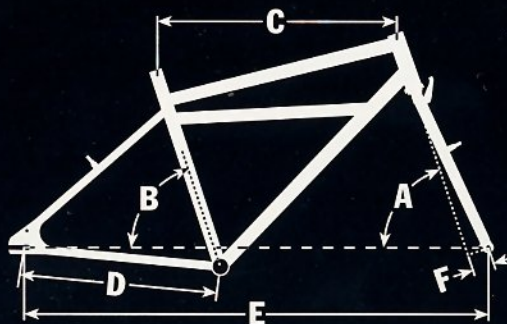
MANOMANO, U'I

Frame Size	Head Angle (A)	Seat Angle (B)	Top Tube (C)	Chain Stay (D)	Wheel Base (E)	Fork Offset (F)	Stand-over Height	Crank Length	Stem Length
16"	71.5°	74.5°	22.0	16.75	41.0	1.6	28	170	105/6
18"	71.5°	74.5°	23.0	16.75	42.0	1.6	30	175	120/6
19"	71.5°	74°	23.5	16.75	42.4	1.6	30.7	175	120/6
20"	71.5°	74°	24.0	16.75	42.9	1.6	31.4	175	135/6



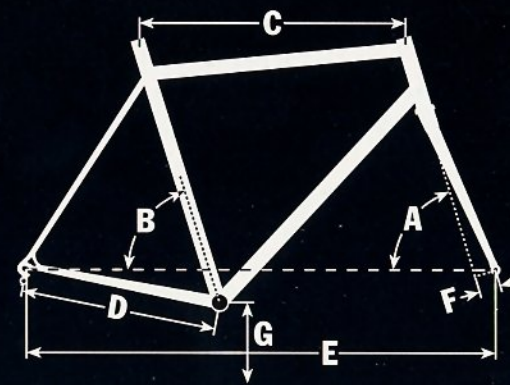
FIRE MOUNTAIN, HAHANNA

Frame Size	Head Angle (A)	Seat Angle (B)	Top Tube (C)	Chain Stay (D)	Wheel Base (E)	Fork Offset (F)	Stand-over Height	Crank Length	Stem Length
14"	70.5°	74°	21.0	16.75	40.3	1.74	24	170	120/12
16"	70.5°	74°	21.5	16.75	40.8	1.74	26	170	120/12
18"	71°	74°	22.5	16.75	41.7	1.74	28	175	120/12
19"	71°	73°	23.0	16.75	41.9	1.74	29	175	120/12
20"	71°	73°	23.5	16.75	42.4	1.74	30	175	135/12



A'HA

Frame Size	Head Angle (A)	Seat Angle (B)	Top Tube (C)	Chain Stay (D)	Wheel Base (E)	Fork Offset (F)	Stand-over Height	Crank Length	Stem Length
16"	70.5°	72.5°	22.3	17.9	41.8	1.74	28	170	80/6
18"	70.5°	72.5°	23.5	17.9	43.1	1.74	30	175	80/6
20"	70.5°	72°	24.5	17.9	44.1	1.74	32	175	80/6



KAPU

Frame Size*	Head Angle (A)	Seat Angle (B)	Top Tube (C)	Chain Stay (D)	Wheel Base (E)	Fork Offset (F)	B/B Height (G)
49	73°	74°	53.0	41.0	97.1	4.5	26.8
52	73°	74°	54.0	41.0	98.0	4.5	26.8
54	73.5°	73.5°	55.0	41.0	98.3	4.5	26.8
56	73.5°	73°	56.0	41.0	98.7	4.5	26.8
58	73.5°	73°	58.0	41.0	100.7	4.5	26.8
60	74°	73°	59.0	41.0	101.0	4.5	26.8

*Size designation - equivalent to center to center (horizontal).



S P E C I F I C A T I O N S

MODEL	KING KAHUNA	KU	HOT	CALDERA	KING KIKAPU	U'HU	MANOMANO	U'I	KULA	AA
FRAME	Kona 3-2.5 Titanium Multi-shape/Gusseted	Easton Elite Aluminum	Reynolds 853	Altitude Cromoly Heat-treated	Easton Elite Aluminum	Easton Elite Aluminum	7005 Butted Aluminum	7005 Butted Aluminum	Easton Elite Aluminum	Easton Elite Aluminum
FORK/SHOCK	Marzocchi Bomber Z1	Marzocchi Bomber Z2	Marzocchi Bomber Z2	Rock Shox Indy XC	Marzocchi Bomber Z1 Fox Alps-5R	Marzocchi Bomber Z2 Fox Alps-5	Rock Shox Indy XC Fox Vanilla	Rock Shox Quadra 5 Shock Works	Marzocchi Bomber Z2	Rock Shox Indy XC
HEADSET	Dia Compe ATC	Dia Compe STC	Dia Compe STC	Dia Compe STC	Dia Compe ALC	Dia Compe STC	Dia Compe STC	Dia Compe ST-2	Dia Compe ALC	Dia Compe STC
CRANKS	Shimano Deore XTR 42-32-22	Cook Bros Cold-forged 42-32-22	Cook Bros Cold-forged 42-32-22	Shimano Deore LX 42-32-22	Shimano Deore XT 42-32-22	Shimano Deore LX 42-32-22	Cyclone 349 42-32-22	Cyclone 345 44-32-22	Sugino Mighty 900 42-32-22	Sugino Mighty 900 42-32-22
BOTTOM BRACKET	Shimano Deore XTR	Shimano UN-71	Shimano UN-71	Shimano UN-52	Shimano UN-71	Shimano UN-52	Shimano UN-52	Shimano LP-26	Shimano UN-71	Shimano UN-52
PEDALS	Shimano Deore XT Clipless	Shimano Deore LX Clipless	Shimano Deore LX Clipless	Shimano Deore LX Clipless	Wellgo WPD-700 Clipless	Wellgo WPD-700 Clipless	Wellgo WPD-700 Clipless	Fasten NWL-90K	Wellgo WPD-700 Clipless	Wellgo WPD-700 Clipless
CHAIN	Shimano IG-90	Shimano IG-70	Shimano IG-70	Shimano IG-70	Shimano IG-70	Shimano IG-51	Shimano IG-31	Shimano IG-31	Shimano IG-71	Shimano IG-51
FREEWHEEL	Shimano Deore XTR 12-32 8-speed	Shimano Deore LX 11-30 8-speed	Shimano Deore LX 11-30 8-speed	Shimano Deore LX 11-30 8-speed	Shimano Deore XT 11-30 8-speed	Shimano Deore LX 11-30 8-speed	Shimano STX 11-30 8-speed	Shimano IG-50 11-28 7-speed	Shimano Deore XT 11-30 8-speed	Shimano HG-70 11-30 8-speed
FRONT DERAILLEUR	Shimano Deore XTR	Shimano Deore XT	Shimano Deore XT	Shimano Deore LX	Shimano Deore XT	Shimano Deore LX	Shimano STX	Shimano Acera-X	Shimano Deore XT	Shimano Deore LX
REAR DERAILLEUR	Shimano Deore XTR	Shimano Deore XT	Shimano Deore XT	Shimano Deore XT	Shimano Deore XTR	Shimano Deore XT	Shimano Deore LX	Shimano STX	Shimano Deore XTR	Shimano Deore XT
SHIFTERS	Shimano Deore XTR Rapidfire	Shimano Deore XT Rapidfire	Shimano Deore XT Rapidfire	Shimano Deore LX Rapidfire	Shimano Deore XT Rapidfire	Shimano Deore XT Rapidfire	Shimano Deore LX Rapidfire	Grip Shift SRT-400	Shimano Deore XT Rapidfire	Shimano Deore LX Rapidfire
BAR	Curve 2014	Curve 2014	Curve 2014	Curve 2014	Azonics World Force Riser	Azonics World Force Riser	Kona Slim 165	Aluminum Bulge	Curve 2014	Curve 2014
STEM	Control Tech	Tahoma Sonne 4	Tahoma Sonne 4	Tahoma Sonne 4	Tahoma Sonne 4	Tahoma Sonne 4	Tahoma Sonne 4	Tahoma Sonne 4	Tahoma Sonne 4	Tahoma Sonne 4
BRAKES	Shimano Deore XTR V-Brakes	Shimano Deore LX V-Brakes	Shimano Deore LX V-Brakes	Avid Single Digit 20	Shimano Deore XT V-Brakes	Shimano Deore LX V-Brakes	Shimano Deore LX V-Brakes	Curve OM	Shimano Deore XT V-Brakes	Shimano Deore LX V-Brakes
BRAKE LEVERS	Shimano Deore XTR	Shimano Deore LX	Shimano Deore LX	Avid Speed Dial 1.9L	Avid Speed Dial 3.0L	Avid Speed Dial 1.9L	Avid Speed Dial 1.9L	Curve OM	Avid Speed Dial 2.0L	Avid Speed Dial 1.9L
FRONT HUB	Shimano Deore XTR	Shimano Deore XT	Shimano Deore XT	Shimano Deore LX	Javva the Hub	Javva the Hub	Kona 999	Shimano Altus	Javva the Hub	Javva the Hub
REAR HUB	Shimano Deore XTR	Shimano Deore XT	Shimano Deore XT	Shimano Deore LX	Shimano Deore XT	Shimano Deore XT	Shimano STX-RC	Shimano Acera-X	Shimano Deore XT	Shimano Deore LX
RIMS	Mavic 217	Mavic 221	Mavic 221	Mavic 221	Mavic 217	Mavic 221	Mavic 238	Mavic 238	Mavic 217	Mavic 221
SPOKES	DT Stainless 15G & 14G	DT Stainless 15G & 14G	DT Stainless 15G & 14G	DT Stainless 15G & 14G	DT Stainless 15G & 14G	DT Stainless 15G & 14G	15G front & 14G rear	15G front & 14G rear	DT Stainless 15G & 14G	DT Stainless 15G & 14G
FRONT TIRE	Sniff 120 tpi	Sniff 120 tpi	Sniff 120 tpi	Sniff 120 tpi	Sniff 120 tpi	Sniff	Sniff	Sniff	Sniff 120 tpi	Sniff
REAR TIRE	Scratch 120 tpi	Scratch 120 tpi	Scratch 120 tpi	Scratch 120 tpi	Scratch 120 tpi	Scratch	Scratch	Scratch	Scratch 120 tpi	Scratch
SADDLE	Selle Italia Max Flite	Selle Italia Expedia	Selle Italia Expedia	Selle Italia Expedia	Selle Italia Expedia	Selle Italia Expedia	Selle Italia Expedia	Selle Italia Triax	Selle Italia Expedia	Selle Italia Expedia
SEATPOST	Syncros	Kona O-Beam	Kona O-Beam	Kona O-Beam	Kona O-Beam	Kona O-Beam	Kona Race Light	Kalloy SP-242	Kona O-Beam	Kona Race Light
COLOR	Buff	Custom	Custom	Molotov Red / Poopsy Blue	Ball Burnished	Ball Burnished	Indy Red	Yellow	Bomber Red	Silver
SIZES	16, 17, 18, 19, 20	14, 16, 17, 18, 19, 20	14, 16, 17, 18, 19, 20	16, 18, 19, 20	16, 18, 19, 20	16, 18, 19, 20	16, 18, 19, 20	16, 18, 19, 20	14, 16, 17, 18, 19, 20, 21	14, 16, 17, 18, 19, 20, 21
WEIGHT	22.3 lbs (10.1 kg)	23.3 lbs (10.6 kg)	23.9 lbs (10.9 kg)	24.2 lbs (11.0 kg)	26.7 lbs (12.1 kg)	26.7 lbs (12.1 kg)	26.9 lbs (12.2 kg)	27.2 lbs (12.3 kg)	23.4 lbs (10.6 kg)	24.8 lbs (11.2 kg)
EXTRAS								Clips/Straps		



S P E C I F I C A T I O N S

MODEL	EXPLOSI F	KILAUEA	MUNI-MULA	KOA	CINDER CONE	LAVA DOME	FIRE MOUNTAIN	HAHANNA	A'HA	KAPU
FRAME	Columbus MAX	Columbus CYBER	7005 Butted Aluminum	7005 Butted Aluminum	Kona Butted Cromoly	Kona Butted Cromoly	Kona Butted Cromoly	Kona Butted Cromoly	Kona Butted Cromoly	Columbus Genius
FORK/SHOCK	Rock Shox Indy SL	Project Two TB	Rock Shox Indy XC	Project Two	Rock Shox Indy C	Project Two	Rock Shox Quadra 5	Project Two	Project Two	Kona Mudshark
HEADSET	Dia Compe ALC	Dia Compe STC	Dia Compe ST-2	Dia Compe ST-2	Dia Compe ST-2	Dia Compe ST-2	Dia Compe ST-2	Dia Tech SBN	Dia Compe ST-2	Dia Compe ST-2
CRANKS	Sugino Mighty 900 42-32-22	Shimano Deore LX 42-32-22	Shimano Deore LX 42-32-22	Cyclone 349 42-32-22	Cyclone 349 42-32-22	Cyclone 349 42-32-22	Cyclone 345 42-34-24	Cyclone 345 42-34-24	Cyclone BMX-1511 40T	Campagnolo Veloce 53-49
BOTTOM BRACKET	Shimano UN-52	Shimano UN-52	Shimano LP-26	Shimano LP-26	Shimano LP-26	Shimano LP-26	Shimano LP-26	Shimano LP-26	Cyclone BMX-BMX2	Campagnolo Veloce
PEDALS	Wellgo WPD-700 Clipless	Wellgo WPD-700 Clipless	Fasten NWL-90K	Fasten NW-90K(S)	Fasten NWL-90K	Fasten NW-90K(S)	Fasten NW-90K(S)	Fasten NW-90K(S)	Fasten BMX	Campagnolo Veloce Clipless
CHAIN	Shimano IG-71	Shimano IG-51	Shimano IG-31	KMC UG-50	Shimano IG-31	Shimano IG-31	KMC UG-50	KMC UG-50	KMC	Campagnolo Veloce
FREEWHEEL	Shimano Deore LX 11-28 8-speed	Shimano Deore LX 11-30 8-speed	Shimano STX 11-30 8-speed	Shimano HG-30 11-30 7-speed	Shimano STX 11-30 8-speed	Shimano IG-50 11-28 7-speed	Shimano HG-30 11-28 7-speed	Shimano HG-30 11-28 7-speed	Shimano 18T 1-speed	Campagnolo Veloce 12-24 8-speed
FRONT DERAILLEUR	Shimano Deore XT	Shimano Deore LX	Shimano STX	Shimano STX	Shimano STX	Shimano STX	Shimano Acera-X	Shimano Acera-X		Campagnolo Veloce
REAR DERAILLEUR	Shimano Deore XT	Shimano Deore XT	Shimano Deore LX	Shimano STX-RC	Shimano Deore LX	Shimano Deore LX	Shimano STX	Shimano Acera-X		Campagnolo Veloce
SHIFTERS	Shimano Deore XT Rapidfire	Shimano Deore XT Rapidfire	Grip Shift SRT-600	Grip Shift SRT-400	Grip Shift SRT-600	Grip Shift SRT-400	Grip Shift SRT-400	Grip Shift SRT-400		Campagnolo Veloce
BAR	Curve 2014	Curve 2014	Kona Slim 165	Kona Slim 165	Kona Slim 165	Kona Slim 165	Aluminum Bulge	Aluminum Bulge	Kona Cruiser	TTT Forma
STEM	Tahoma Sonne 4	Tahoma Sonne 4	Tahoma Sonne 4	Tahoma Sonne 4	Tahoma Sonne 4	Tahoma Sonne 4	Tahoma Sonne 4	Tahoma Sonne 4	Tahoma Sonne 4	Velocity Road
BRAKES	Shimano Deore XT V-Brakes	Shimano Deore LX V-Brakes	Avid Single Digit 2.0	Curve 0M	Avid Single Digit 2.0	Curve 0M	Shimano Acera-X	Shimano Acera-X	Curve 0M	Campagnolo Veloce
BRAKE LEVERS	Avid Speed Dial 2.0L	Avid Speed Dial 1.9L	Avid Speed Dial 1.9L	Curve 0M	Avid Speed Dial 1.9L	Curve 0M	Shimano Alivio	Shimano Alivio	Curve 0M	Campagnolo Veloce
FRONT HUB	Javva the Hub	Javva the Hub	Kona 999	Kona 999	Kona 999	Kona 999	Shimano Altus	Shimano Altus	Sovos	Campagnolo Veloce
REAR HUB	Shimano Deore XT	Shimano Deore XT	Shimano STX-RC	Shimano Acera-X	Shimano STX-RC	Shimano STX	Shimano Acera-X	Shimano Acera-X	Sovos	Campagnolo Veloce
RIMS	Mavic 220	Mavic 221	Mavic 238	Mavic 238	Mavic 238	Mavic 238	Sun No.5 Orange	Sun No.5 Orange	Sun No.5 Orange	Mavic CPX-12
SPOKES	DT Stainless 15G & 14G	DT Stainless 15G & 14G	15G front & 14G rear	15G front & 14G rear	15G front & 14G rear	15G front & 14G rear	15G front & 14G rear	15G front & 14G rear	14G Stainless	DT Stainless 15G & 14G
FRONT TIRE	Sniff 120 tpi	Sniff	Sniff	Sniff	Sniff	Sniff	Sniff	Sniff	Sniff	Tioga Pro-Line
REAR TIRE	Scratch 120 tpi	Scratch	Scratch	Scratch	Scratch	Scratch	Scratch	Scratch	Scratch	Tioga Pro-Line
SADDLE	Selle Italia Expedia	Selle Italia Expedia	Selle Italia Expedia	Selle Italia Expedia	Selle Italia Expedia	Selle Italia Expedia	Selle Italia Triax	Selle Italia Triax	Selle Italia Triax	Selle Italia Turbo Lite
SEATPOST	Kona O-Beam	Kona Race Light	Kona Race Light	Kona Race Light	Kona Race Light	Kona Race Light	Kalloy SP-242	Kalloy SP-242	Kona Race Light	Kona Race Light
COLOR	Mustard	Plumb Blue	Indy Red	Orange Metallic	Indy Blue	Forest Green	Indy Blue	Burgundy	Stars and Bars	Happy Go Lucky Green
SIZES	14, 16, 17, 18, 19, 20	14, 16, 17, 18, 19, 20	14, 16, 18, 19, 20, 21	14, 16, 18, 19, 20, 21	14, 16, 17, 18, 19, 20	14, 16, 18, 19, 20	14, 16, 18, 19, 20	14, 16, 18, 19, 20	16, 18, 20	49, 52, 54, 56, 58, 60cm
WEIGHT	23.8 lbs (10.8 kg)	22.7 lbs (10.3 kg)	25.5 lbs (11.6 kg)	24.9 lbs (11.3 kg)	26.6 lbs (12.1 kg)	25.9 lbs (11.8 kg)	27.3 lbs (12.4 kg)	26.7 lbs (12.1 kg)	25.5 lbs (11.6 kg)	20.9 lbs (9.5 kg)
EXTRAS			Clips/Straps	Clips/Straps	Clips/Straps	Clips/Straps				

